

A photograph of a woman with dark hair in a ponytail, wearing a pink sweater, high-fiving a young girl with dark hair in a ponytail, wearing a black shirt and a blue skirt. They are in a classroom setting with toys and a blue chair in the background. Another child is visible in the background, playing with toys.

# Promises Kept, Results Achieved

Dayton-Montgomery County  
Preschool Promise

**preschool/**  
  
**PROMISE**

2017-18 School Year Progress Report  
Issued November 2018

## The 2017-18 school year was a turning point in the Dayton-Montgomery County Preschool Promise's short and impressive history!



Thanks to the overwhelming passage in 2016 of Dayton's Issue 9, this year Preschool Promise became available across the City of Dayton. **We scaled up quickly, increasing the number of participating programs and increasing by 60% the number of families we served.** All of us — Preschool Promise families, providers and the Preschool Promise team — are immensely grateful for Dayton voters' belief in the power of Preschool.

Preschool Promise providers are doing amazing work with our children! Because of their hard work and determined focus, all children are making important academic and social gains. However, as you'll see in the following pages, we have critical challenges around closing the achievement gap with our African-American young learners, especially boys. We are committed to using research-driven, culturally responsive practices that will close that gap.

We are also grateful to our private funders and especially to Montgomery County, which has committed to expanding Preschool Promise to communities outside of our pilot communities of Kettering and Northwest Dayton. Montgomery County was the first public funder of Preschool Promise, and its leadership and commitment have been steadfast.

This report is a look back at our 2017-18 progress. We have much to celebrate, and we're immensely proud of the achievements of our young learners and the incredible staff at each of the participating Preschool Promise programs.

Sincerely,

Deborah Feldman  
*President, Preschool Promise Board of Directors,  
CEO of Dayton Children's Hospital*

Robyn Lightcap  
*Executive Director  
Dayton-Montgomery County Preschool Promise*



# Table of Contents

Our 3 Pillars of Success .....	3
Children are making impressive gains.....	5
Preschool Promise touched thousands of children’s lives .....	7
We want to reach families in all neighborhoods .....	9
Star Attendance is driving up attendance .....	11
Preschool Promise programs are committed to improving .....	13
Teacher quality counts.....	14
Preschool is an investment, not an expense .....	15
Preschool Promise will keep improving .....	16
Sponsors and Board of Directors .....	18

## Vision

All children in Montgomery County are fully ready to start Kindergarten and have the foundation they need for success in school and in life.

## Goal

By 2025, 70% of Montgomery County 4-year-olds will be enrolled in a high quality Preschool.

Dayton-Montgomery County  
Preschool Promise

## 3 Pillars of Success



### **Educate**

the community  
about the power  
of Preschool

**Expand**  
the availability  
of high quality  
Preschools

### **Assist**

families in finding  
and paying for  
Preschool



## How we're educating the community

- **We conducted a robust public education campaign**, including on radio, social media, billboards and public transportation.
- **Our Outreach Team connected with 1,800 families** and attended more than 500 events in 2017-18.
- **We canvassed neighborhoods throughout Dayton**, held open houses and partnered with food pantries to connect with hard-to-reach families.
- **Our Parent Ambassadors shared with families** how Preschool Promise has benefited their children and advised us how to improve.



*We've reached some families through Preschool Promise who may not have been able to come to us. Their only option might have been to have their child stay with Grandma while Mom was at work."*

— Preschool Promise Teacher

## How we're expanding quality

- **Teachers received more than 2,500 hours of free personalized coaching.**
- **100 teachers received a total of more than \$80,000 in stipends** for participating in a 9-month Professional Learning Community.
- **80 teachers** attended intensive, specialized training.
- **16 Preschool administrators** completed a 9-month-long Professional Learning Community to improve their business practices.
- **13 teachers** enrolled in a Preschool Promise-sponsored program to earn a Child Development Associate credential.
- **Preschool Promise and Sinclair College** partnered to help interested Preschool staff earn an Early Childhood Education degree, complete with the offer of scholarships.

## How we're assisting families

- **More than 1,300 families of 4-year-olds joined Preschool Promise.**
- **More than 4,000 children between the ages of 0-5** attended Preschool Promise programs where staff benefited from Preschool Promise's free coaching and training.
- **Nearly 600 Dayton families joined the new Star Attendance program** and were rewarded with \$25 on a reloadable debit card every month their child had 90% or better attendance.
- **More than half of those families received an additional \$100 Star Attendance bonus** for ensuring their child had a 93% or better attendance rate for the school year.
- **We introduced a new mobile-friendly online application** that's making it easy for families to join Preschool Promise using their cell phones.
- **We provided free parenting classes on Conscious Discipline®**, a phenomenally effective training that teachers are using in their classrooms.
- **Our Parent Facebook Group** grew to more than 100 families.

# Children are making impressive gains

## On the Child Bracken Scaled Scores, students made significant gains in school readiness.

**Their Spring 2018 scores neared or surpassed the national average of 10.** Keep in mind that the Spring assessment takes into account that the child is older and that growth naturally occurs. These increases in children's scores are notable because young learners exceeded the expected progress.

Children also made significant gains on the MEFS Executive Function assessment, but they did not reach the national average. As with the Bracken, the Spring MEFS assessment assumes natural growth. Again, children exceeded the expected gains.

### How We're Measuring Children's Growth

#### Minnesota Executive Function Scale —

Assesses executive function or self-regulation skills using an iPad game

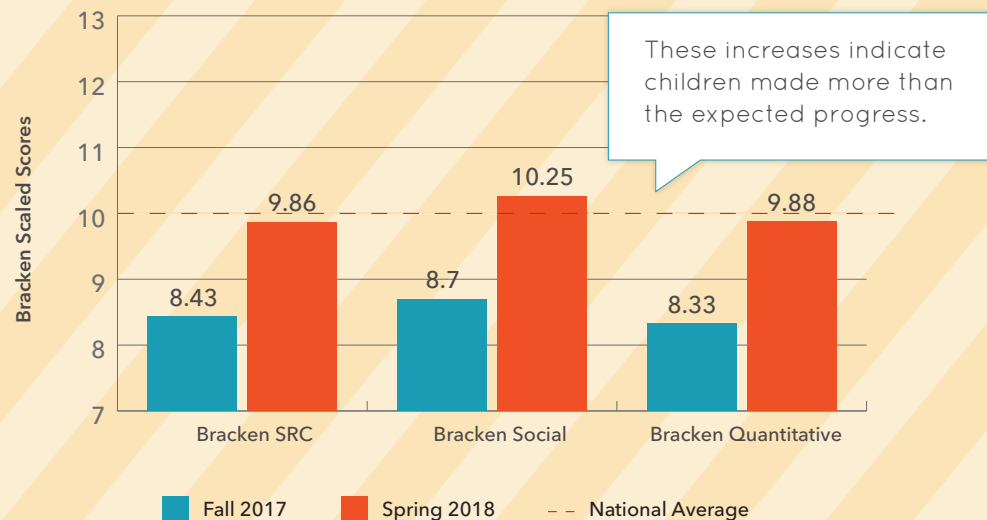
#### Bracken School Readiness Composite —

Assesses letter, number, shape, size and color knowledge

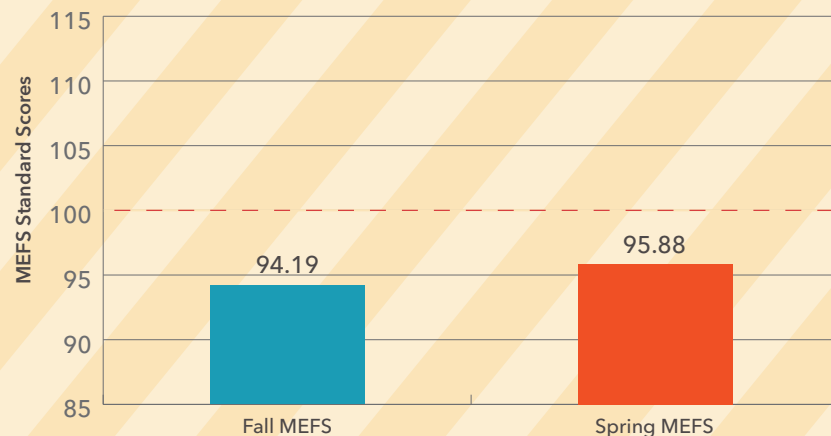
**Bracken Social Subtest** — Assesses social and emotional knowledge

**Bracken Quantitative Subtest** — Assesses additional information about math language and early math abilities

Fall and Spring Child Bracken Scaled Scores

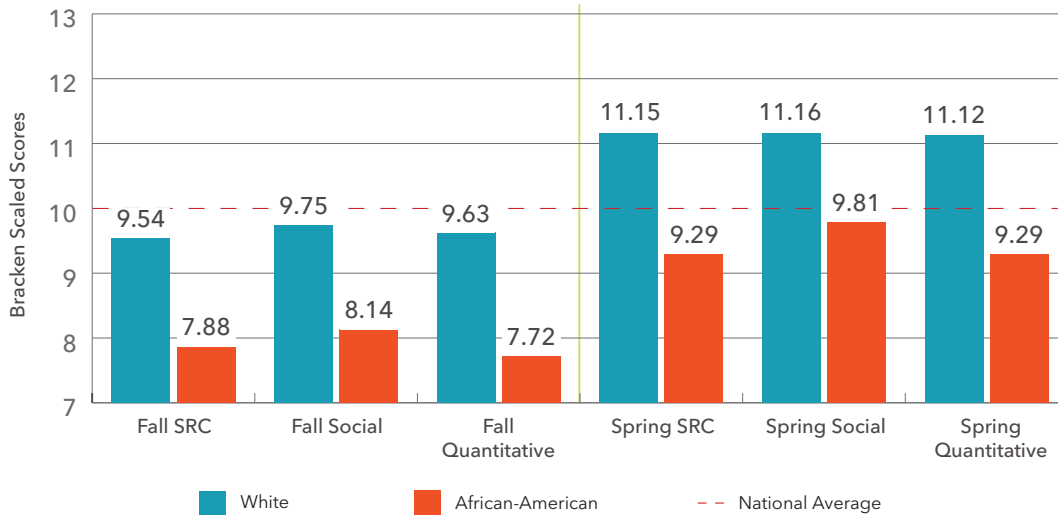


Fall and Spring Child MEFS Executive Function Standardized Scores

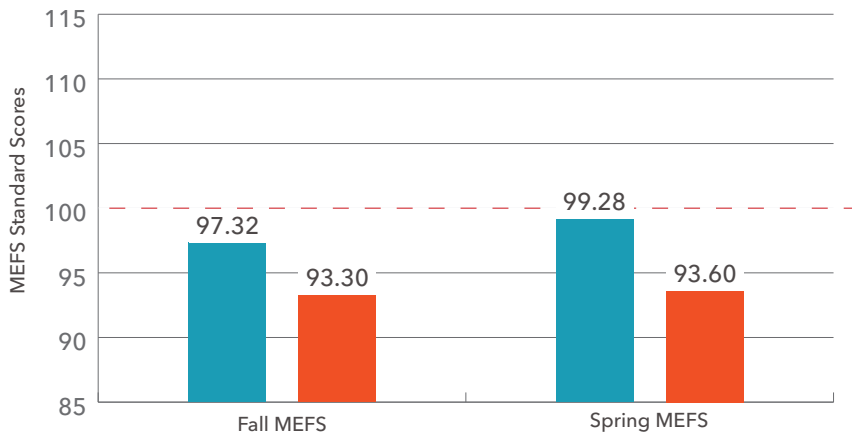


# Closing the achievement gap is our challenge

Fall and Spring Child Bracken Scaled Scores by race



Fall and Spring MEFS Executive Function Standardized Scores by race



## We have critical work to do around eliminating the achievement gap.

When we disaggregated our data, we saw important gains for all children on the 3 different nationally normed Bracken assessments. But even when we controlled for poverty and other socio-economic factors, we did not eliminate the gap between white young learners and African-American Preschoolers. African-American children also did not meet the national average of 10.

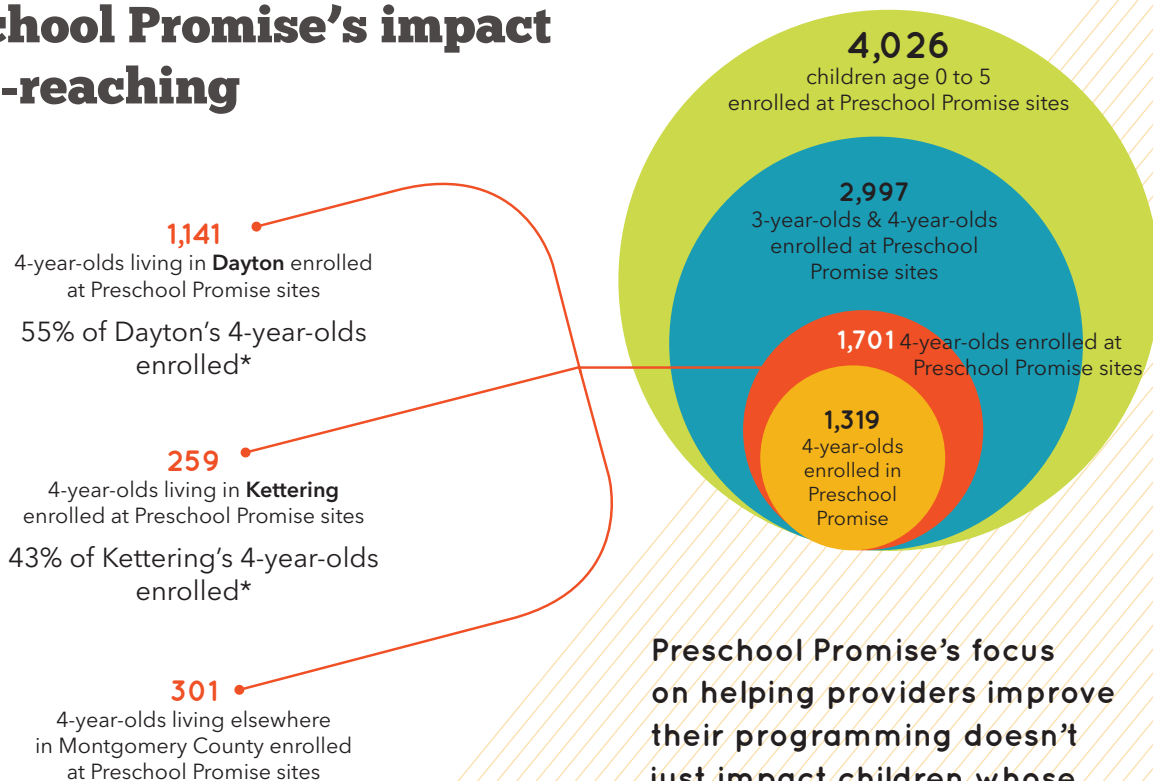
In looking at executive function skills, neither white children nor African-American children met the national average. African-American students made a year's growth, but the gap between white young learners and African-American students actually widened — a critical concern.

In the coming year, we will be even more intensely focused on reducing the racial achievement gap. Our work will include:

- Offering more training around implicit bias
- Integrating culturally responsive teaching into all training
- Preschool Promise coaches are going through a year-long Equity Fellows program that digs deeply into achievement data disaggregated by race, gender and socio-economic status

# Preschool Promise touched thousands of children's lives

## Preschool Promise's impact is far-reaching



*\*The total # of 4-year-olds is an estimate based on Census data and enrollment reported by Preschool Promise providers.*

**Preschool Promise's focus on helping providers improve their programming doesn't just impact children whose families enroll in the initiative.**

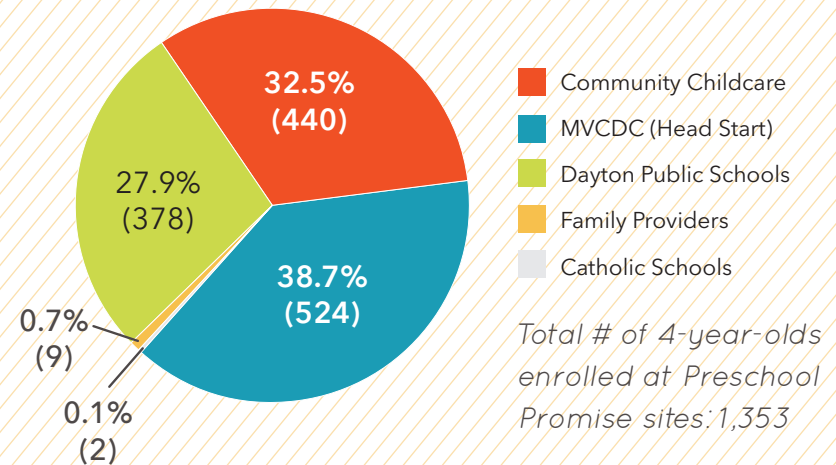
When teachers get great training and valuable coaching, all children in the classroom benefit. Meanwhile, they're sharing what they're learning with colleagues, resulting in entire programs getting stronger.





## 4-year-old enrollment by type of Preschool Promise provider

### Dayton

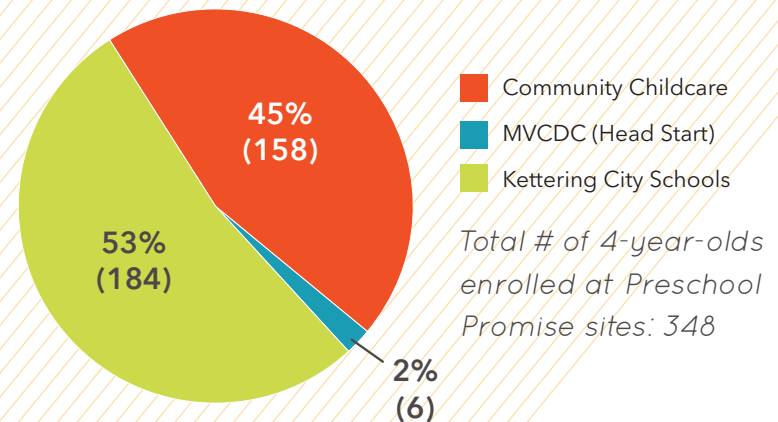


## Preschool Promise partners

	Dayton	Kettering	
Community Childcare	24	10	
Public School Sites	16	6	
MVCDC (Head Start)	11	1	
Family Providers	4	0	
Catholic Schools	1	0	
<b>Total</b>	<b>56</b>	<b>17</b>	<b>73</b>

Preschool Promise's 73 providers include all types of programs, allowing families to choose which Preschool Promise works best for them.

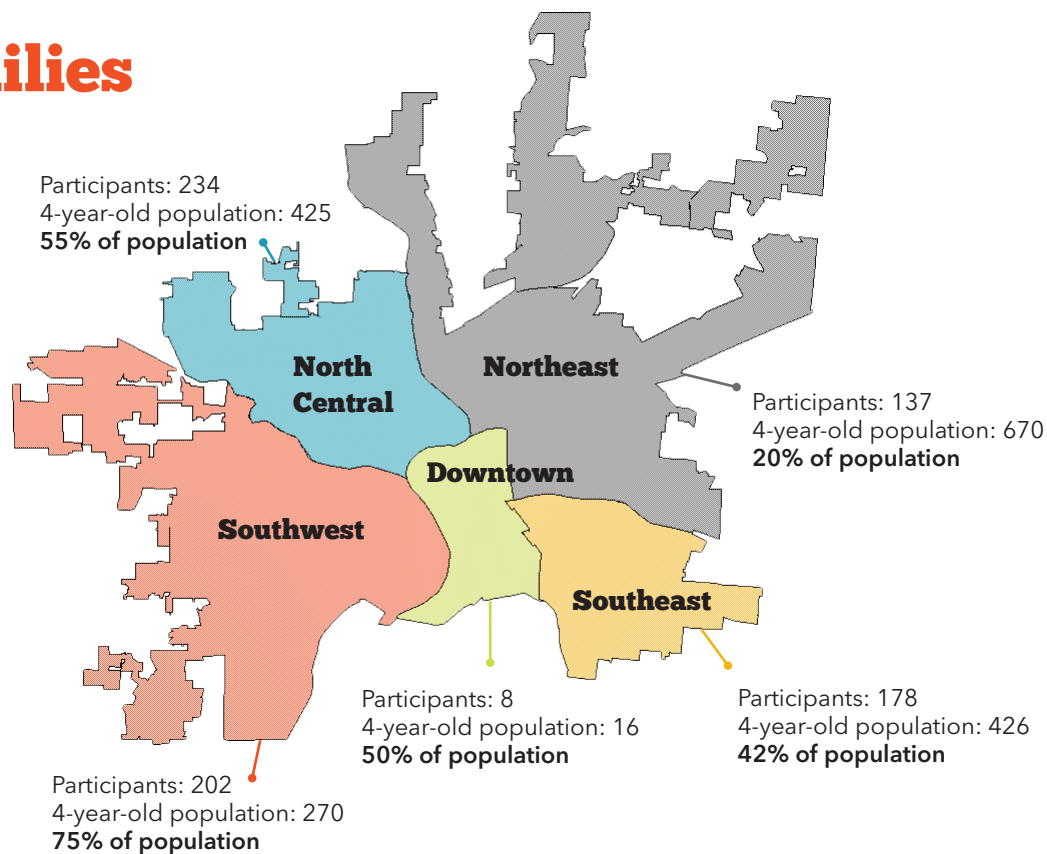
### Kettering



# We want to reach families in all neighborhoods

More than 3/4 of Preschool Promise families live in Dayton or within Dayton Public Schools boundaries.

Enrollment is strongest in Southwest Dayton and weakest in East Dayton, where we are stepping up our recruiting. In the coming year, we'll be experimenting with new strategies to encourage families to enroll their child in a high quality Preschool Promise program that respects their beliefs about how and where young children learn best.



## Enrollment by residency and Star Rating

	Unrated	1-Star to 2-Star	3-Star to 5-Star
<b>Total Dayton/DPS</b>	<b>2.2%</b>	<b>4.6%</b>	<b>93.3%</b>
North Central	1.3%	5.6%	93.2%
Southwest	0.0%	7.9%	92.1%
Downtown	0.0%	0.0%	100.0%
Southeast	5.6%	2.2%	92.1%
Northeast	4.4%	1.5%	94.2%
DPS Outside City Limits	0.0%	4.3%	95.7%
<b>Kettering</b>	<b>17.2%</b>	<b>9.1%</b>	<b>73.7%</b>

All participating Preschool Promise providers commit to earning a Star Rating under Ohio's *Step Up to Quality* program. This initiative rates programs on a 1-Star to 5-Star basis.

**With the help of Preschool Promise, programs are earning increases in their Star Ratings. By the end of the 2017-18 school year, the overwhelming majority of Preschool Promise children were enrolled in 3-Star to 5-Star programs.**



{ 88% of families 'strongly agree' they were happy  
with their child's Preschool teacher.



# Star Attendance is driving up attendance

**To really benefit from Preschool, research shows that children need to have an attendance rate of 90% or better.**

This year we introduced the Star Attendance program to our Dayton families.\* Participating families receive a reloadable debit card and are rewarded with \$25 every month their child has 90% or better attendance.

At the end of the year, families whose children had 93% or better attendance for the school year received a \$100 reward.

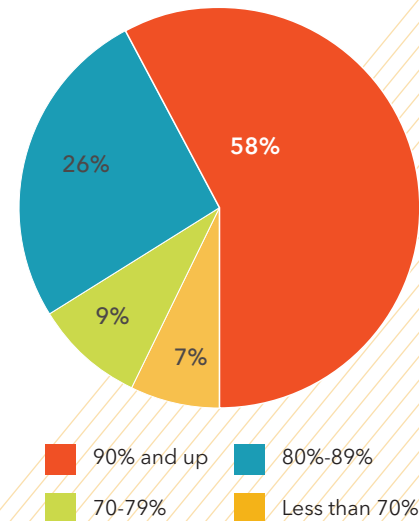
For many families, just getting their child to Preschool is expensive and complicated. If they don't have money for gas, if their work schedule changes at the last minute, or if their car breaks down, the \$25 reward makes an important difference.

“

*We want to make sure that we close the achievement gap and give every child access to high quality education.”*

— Preschool Promise Teacher

**2017-18 attendance rates**



More than 8 in 10 young learners met the 90% goal or were close to doing so. Of important concern, however, is that African-American students had lower attendance. Just slightly over half of African-American boys met the 90% goal.



# What we're learning about Star Attendance

**Star Attendance was widely popular. Nearly 600 of just over 850 eligible families joined. Families who participated were more likely to meet the 90% attendance goal.**

**In addition, students who participated in Star Attendance made more gains in their social skills and basic skills than children who were not part of the initiative.**

## **We also learned:**

- Students who had the same teacher all year had a 7% higher attendance rate.
- Students whose teacher had a high Language Modeling score on the CLASS® assessment had a 1% higher attendance rate.

These findings have important implications for improving attendance because they controlled for factors such as different types of providers, full-day vs. part-day programming, neighborhood median family income and race.





# Preschool Promise programs are committed to improving

## 26 programs increased their Star Rating this year!

Earning and keeping a Star Rating under Ohio's *Step Up to Quality* initiative is not easy. But the commitment is critical to programs that serve low-income families. In 2020, all Preschools serving children whose families receive state publicly subsidized childcare assistance must have a Star Rating.

**Preschool Promise is dedicated to helping programs get and increase their Star Ratings.** Financial reimbursement from the State (and tuition assistance for Preschool Promise families) increases with each additional Star distinction.

But earning a high Star Rating isn't enough when it comes to ensuring quality. Preschool Promise programs are committed to going above and beyond this distinction. They want to ensure that every young learner leaves Preschool with the skills needed for success first in school and then in life. The highest goal is to help all children start Kindergarten on track, not behind!



**26** programs increased their Star Rating



**39** maintained their rating



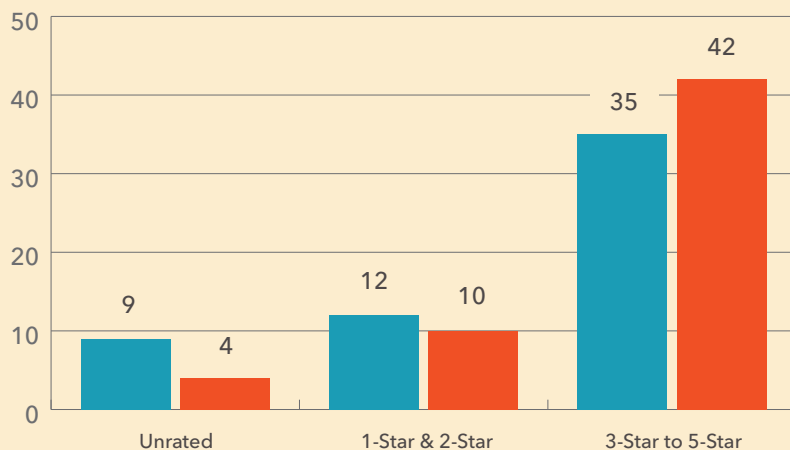
**2** programs experienced a rating decrease



**6** programs remained "unrated"

### Star Rating progress

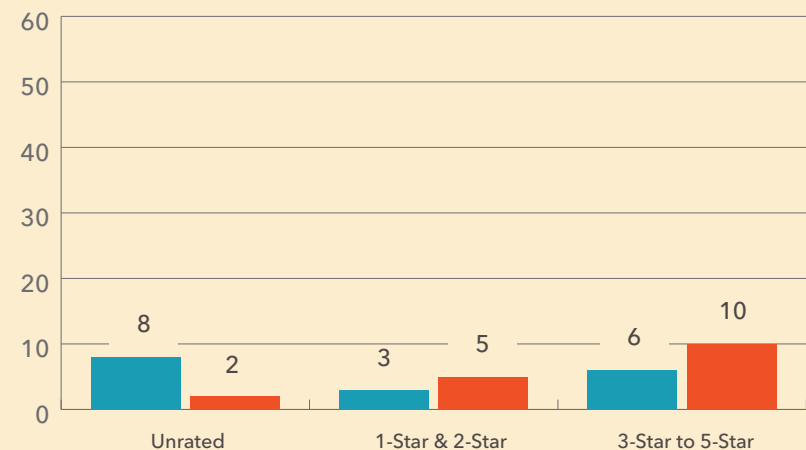
#### Dayton



■ August 2017

■ August 2018

#### Kettering





## Teacher quality counts

**Research suggests there are 3 ways that teachers interact with children that matter most:**

- Helping children learn how to think for themselves (Concept Development)
- Building on children's interests, asking follow-up questions, encouraging children to persist (Quality of Feedback)
- Using complex language and successfully inviting children to talk (Language Modeling)

Our data showed that when teachers faithfully practiced Conscious Discipline®, a highly effective classroom management strategy, their students had stronger gains in their executive function skills.

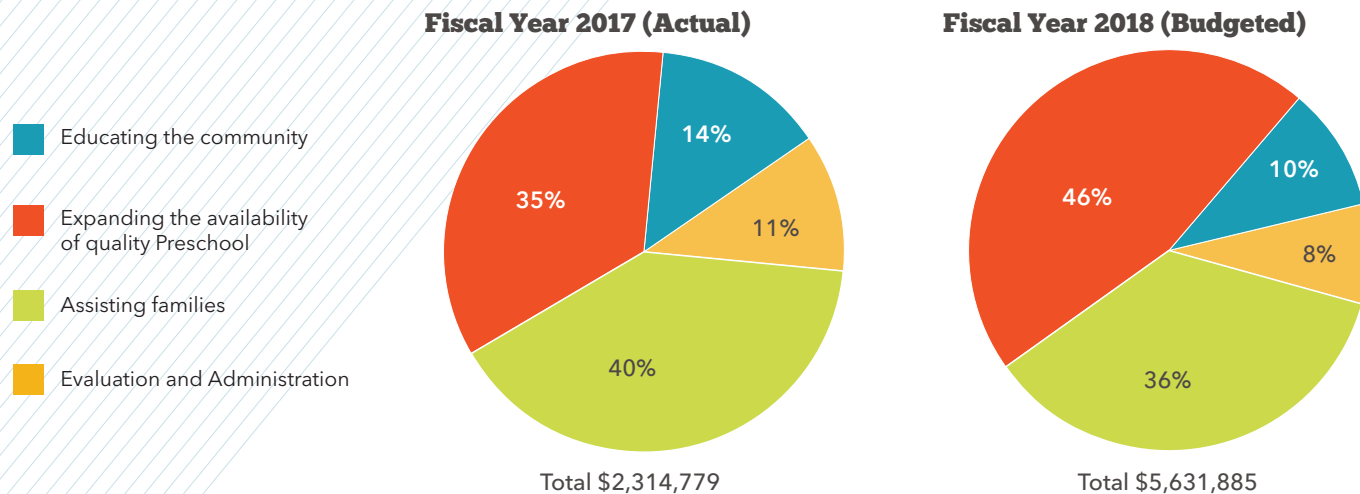
Moreover, teachers who participated in the Conscious Discipline® Professional Learning Community had statistically significant higher scores on the CLASS® assessment, which looks at how they're relating to children, the kinds of instructional help they provide and their level of classroom organization.

# Preschool is an investment, not an expense

**Preschool Promise is committed to being transparent and accountable to the Dayton-area community and to our funders.**

Preschool Promise's Fiscal Year is from January to December. For that reason, Fiscal Year 2017 and Fiscal Year 2018 are both reported.

The 2017-18 school year was the first year of the Preschool Promise initiative, therefore 2017 data represents a half year of operation. Thanks to Dayton voters' overwhelming approval of Issue 9 in November 2016, Preschool Promise expanded citywide in 2017-18, significantly ramping up from pilot programs limited to Northwest Dayton and Kettering.



	FY 2017	FY 2018
Quality Stipends to Preschool Providers	\$56,723	\$343,000
Tuition Assistance for 4-year-olds	\$602,142	\$1,406,000
Star Attendance	\$52,002	\$181,500
Coaching/Training to help Preschools improve quality	\$341,116	\$944,888

**Because our first priority is improving the quality of Preschools**, the largest portion of our budget is dedicated to providing immersive and high quality training and individualized coaching, helping programs afford effective curriculum and expanding the pool of highly qualified early learning professionals.

# Preschool Promise will keep improving

All Preschool Promise programs have a continuous improvement plan that was created in partnership with the program's administrator and a Preschool Promise coach.

These improvement plans establish goals around Star Ratings, teacher training, adoption of evidence-based curriculum and more. The plans also help programs determine how to target their quality improvement dollars that they receive from Preschool Promise.

With our participating providers, Preschool Promise also is focused on continually improving.

## **Our 2018-19 priorities include:**

- **We are intensely focused on improving the skills of African-American young learners, especially boys, with the goal of closing the achievement gap.**
- **We are excited about identifying ways to increase the number of children who attend Preschool, especially in East Dayton.**
- **We are committed to helping all participating Preschools increase their Star Rating while also demonstrably going above and beyond this distinction.**
- **We will investigate innovative alternatives to traditional Preschools, with the goal of meeting the needs of families who are looking for other high quality early learning options for their children.**
- **We will work to increase participation in Star Attendance.**
- **We will work to expand the number of Preschool professionals who have high quality training and who have degrees or credentials.**





{ Nearly 100% of teachers said participating in a Professional Learning Community resulted in their doing things differently in their classroom.



## **2017-18 Preschool Promise Board of Directors**

**Deborah Feldman, Chair**

**Tasha Maye**

**Richard Clay Dixon**

**Jane McGee-Rafal**

**Anissa Lumpkin, Vice Chair**

**Michelle L. Riley, Secretary/Treasurer**

**Thank you to our generous 2017-18 funders:**





**preschool**  
**PROMISE**

4801 Springfield St. | Dayton OH 45432  
PreschoolPromise.org | (937) 329-2700

STAY IN TOUCH: [f/PreschoolPromiseMC](https://www.facebook.com/PreschoolPromiseMC)  
[🐦/PSPromise\\_MC](https://www.instagram.com/PSPromise_MC) [@/Preschool\\_Promise](https://www.instagram.com/Preschool_Promise)

