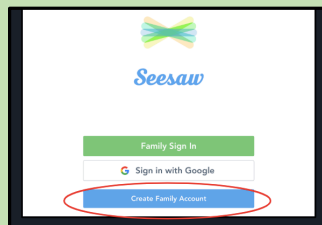


# How to Sign Up For Seesaw Family



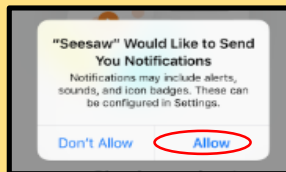
1. Download the app from the app store on your iPhone or Android phone.

*It is available in the Apple App Store and Google Play.*



2. Select "Create a Family Account"

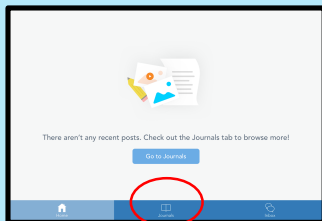
3. Scan QR Code from letter sent home by your child's teacher.



4. Select "Confirm" when the box pops up with your child's teacher's name.

5. Select "OK" in the "Success" pop up.

6. To get notifications when your child shares a journal entry select "Allow".



7. Select the "Journals" tab at the bottom of the page to view your child's/children's journal(s).

For more information about Seesaw: The Learning Journal visit

<https://web.seesaw.me/parents/>