


# MY MUSIC JOURNAL

## WEEK 6 (April 20-25)

*Music is EVERYWHERE! It is a big part of our lives, whether we realize it or not. It is hard to go even a few hours of the day without hearing music somewhere or somehow.*

*For this week's journal, I want you to keep this page (or another sheet of paper) close by you for one whole day. **Every time you hear music, keep track of where or how you heard it here.** You can either draw a picture of how or where you heard the music, or just keep track of how many times by drawing a tally mark or other shape (like a star). **At the end of the day, count up all of your pictures, tallies, or shapes and put your final number in the box at the bottom.** Turn on those listening ears! I think you will be surprised by how much music there is in the world around you.*

I heard music...



...times today!

(Continue working on a separate sheet of paper, if needed.)

# Matching: Characters and Instruments


Do you remember learning about *Peter and the Wolf* (first graders) or *Carnival of the Animals* (kindergarteners) in music class? In these two pieces of music, the composer chose certain instruments to represent each character in the story. Now, it's your turn to choose!

- 1) **Read a book aloud to (or with) a family member.** It could be a book you are reading for or with your teacher right now, an old favorite, or a new book. If you don't have a book at home, there are a ton of read-aloud videos to choose from on YouTube.
- 2) **Make a list of all of the characters in the book.** Draw each character and label your picture with the character's name. Count how many characters there are in the story.
- 3) **For each character, choose an instrument that you think best matches them.** For example, in *Peter and the Wolf* the character of the bird is played by the flute because of the flute's high, chirpy sound. Think about the characters in your book. Do you think high or low sounds match them? Loud or soft sounds? Bright sounds or spooky sounds?

Below is a list of common instruments you can choose from, but there are so many more! If you need more instrument ideas or want to listen to how these instruments sound, check out this online resource from Dallas Symphony Orchestra for Kids:

<https://www.mydso.com/dso-kids/learn-and-listen/instruments>

## String Family Instruments



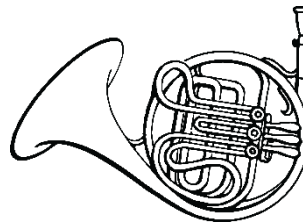
Violin  
Cello  
Bass  
Guitar  
Ukulele

## Woodwind Family Instruments



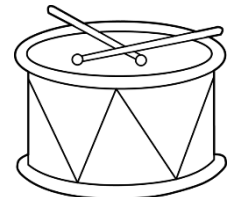
Flute  
Oboe  
Clarinet  
Saxophone  
Bassoon

## Brass Family Instruments



Trumpet  
French Horn  
Trombone  
Tuba

## Percussion Family Instruments



Drums  
Xylophone  
Maracas  
Tambourine  
Chimes  
Wood Block

**Your final product will be a piece of paper folded in half like a book.** On the front, write the title of the book you read and the author's name. On the inside, draw your characters with their names on one side of the fold. On the other side of the fold, draw a picture of the instrument you choose for that character. Make sure you write the instrument's name, too. Use a line to connect the character to their instrument. If you want to, draw some cover art for your new book. Have fun reading, drawing, listening, and matching!

If you have any questions about these activities, want more music resources, or need materials printed for you please contact Mrs. Wright at [alli.wright@loganelm.org](mailto:alli.wright@loganelm.org).