

Dear parents and guardians,

Thank you for your continued patience as we navigate new ways of instruction while your students are away from school. I miss making music with my students every day!

Please be advised that my primary method of communication and distributing music instruction/resources at this time is google classroom. I will also provide updates through my staff page on the Washington Elementary School website and email. If none of these methods work for your family, please reach out to me so that we can make other arrangements.

Here's how you can join the music Google Classroom for your student's grade level:

- 1) Enter "classroom.google.com" into your web browser or into Google's search bar
- 2) Sign in using the student's Logan Elm email address (first.last@loganelmschools.com) or ANY other gmail address. This can include a parent's email address or older sibling's address who also attends Washington, if that applies to your family.
- 3) Click the "+" at the top right of the screen and select "Join Class".
- 4) Enter the appropriate code into the pop-up window:  
Kindergarten = **ksm4t42**  
1<sup>st</sup> Grade = **d5rs7va**  
2<sup>nd</sup> Grade = **p3trl7c**
- 5) Bookmark this page for easy access next time!

In case you are unable to access the google classroom, I've attached the week 3 music assignments to this document. Please download this packet and print the activities to complete at home. These activities all require some adult help (at least to get started). I will be posting a weekly packet like this one on my staff page of the Washington Elementary School website during the closure. If you need these materials printed for your student for pick-up, please contact myself or Jim Wolfe to make arrangements.

If you have any questions or concerns regarding the music resources, my google classroom pages, or need printed materials for your student, please do not hesitate to contact me at [alli.wright@loganelm.org](mailto:alli.wright@loganelm.org).

Alli Wright  
Music Teacher  
Washington Elementary

During our third week away from school (March 30-April 3), please complete the following:

- 1) **Complete the "Music Movie Night" assignment attached.** Instructions are included.
  
- 2) **Respond to the "Music Journal - Week 3 Prompt" question.** Be thoughtful and creative in your response. Your answer should be 1 or 2 sentences long. Use the attached worksheet to write your answer.
  
- 3) **Participate in our March Music Madness Tournament** (available on google classrooms only). Look for a new song match-up Monday thru Thursday, and vote for your favorite song. The songs with the most votes by the end of the week will advance to the next round of our bracket.
  
- 4) **Explore the online resources and activities listed below.** Included are videos and websites that have even more opportunities to listen to and make music while away from school.

[Classics for Kids](https://www.classicsforkids.com/) - <https://www.classicsforkids.com/>

[Chrome Music Lab](https://musiclab.chromeexperiments.com/) - <https://musiclab.chromeexperiments.com/>

[Dallas Symphony Orchestra for Kids](https://www.mydso.com/dso-kids) - <https://www.mydso.com/dso-kids>

# MOVIE MUSIC NIGHT

A lot of really great music was written for movies. We call the music that goes along with movies the **score**. The music in the score really adds something special to the movie. It gives a little extra emotion and excitement to all your favorite parts in the movie, can warn you when something important is going to happen, or can even represent a certain character (like a theme song). How weird would it be to watch a movie that had NO music?!?

Here's your movie music assignment:

- 1) Pick your favorite movie that you can watch at home (Disney and Pixar movies are my favorites!).
- 2) Find out who wrote the music for this movie. Either watch the credits carefully for "Original Score/Music by" or you can look it up online. Did he or she write the music for any other movies you know?
- 3) Watch the whole movie. Complete page 1 of the worksheet attached while watching.
- 4) Pick your favorite part of the movie, and watch that part a few extra times to listen to the music more carefully. Complete page 2-3 of the worksheet.
- 5) Talk to your family about what you heard and learned. Are there any movies that they LOVE the music to?



NAME: \_\_\_\_\_

CLASS: \_\_\_\_\_

# MOVIE MUSIC NIGHT

Movie Title:

\_\_\_\_\_

Composer (who wrote the music for this movie):

\_\_\_\_\_


Did he or she write music for any other movies you know?

\_\_\_\_\_

Draw your favorite character here.

Do they have a theme song? What is the song called?

\_\_\_\_\_



How does the music in this movie make you feel?

(Write ONE word in the bubble above.)

**Pick your favorite part of the movie. Go back and watch just that part one or two more times. Listen very carefully to the music during that part and complete the next two pages of this worksheet.**

**Draw what happens in your favorite part of the movie here.**



**Draw how the music sounds in this part of the movie here. Use different colors and shapes to show how the sound “looks”.**

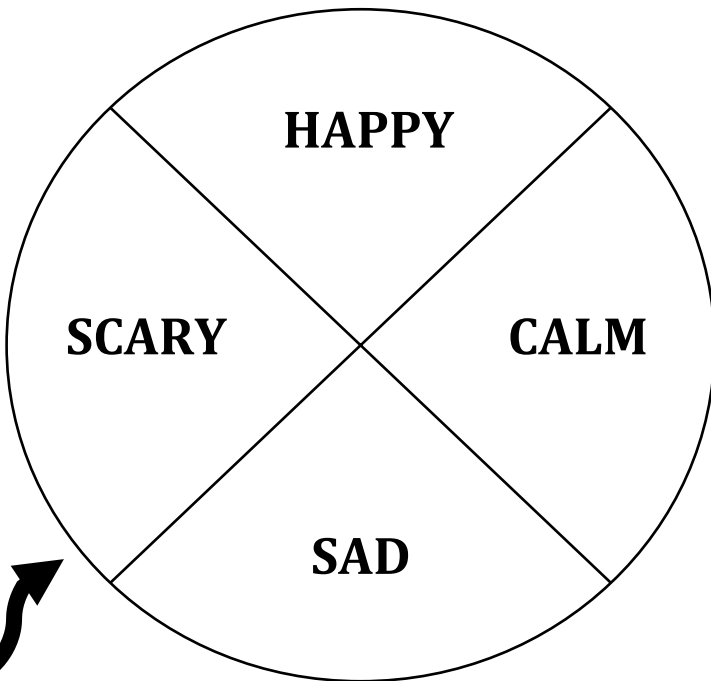


## MUSICAL OPPOSITES

Circle one word in each pair that best matches the music you hear during this part of the movie.

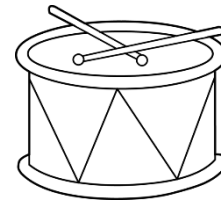
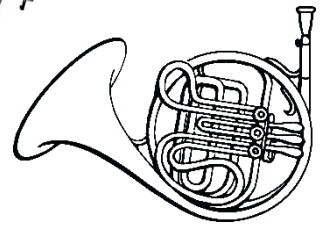

**FAST** or **SLOW**      **LOUD** or **SOFT**

**HIGH** or **LOW**



Color the parts of the pie that have mood words that best match the music you hear in this part of the movie.


Color in the kinds of instruments that you hear during this part of the movie.



Color in the stars below to rate the music in this movie on a scale of 1 to 5.

1 star = I don't like it at all!

5 stars = I love it!



# MY MUSIC JOURNAL

## WEEK 3 (March 30-April 3)

*A day in the life of a musical instrument:*

*Imagine instruments could think, talk, and move like people. What do you think the instruments in Mrs. Wright's music classroom (piano, recorders, drums, maracas, tambourines, rainstick boomwhackers, etc.) would think, say, or do?*

**Draw a picture of what the instrument is doing or thinking.**

---

---

---

---