

CHARLOTTE VALLEY
CENTRAL SCHOOL DISTRICT

FINANCIAL STATEMENTS
AND SUPPLEMENTARY INFORMATION

Year Ended June 30, 2019

CHARLOTTE VALLEY CENTRAL SCHOOL DISTRICT

TABLE OF CONTENTS

	Page
Introduction:	
Independent Auditor's Report	
Management's Discussion and Analysis	M1-M10
Basic Financial Statements:	
Statement of Net Position	1
Statement of Activities	2
Reconciliation of Governmental Funds Balance Sheet to the Statement of Net Position	3
Reconciliation of Governmental Funds Revenues, Expenditures and Changes in Fund Balance to the Statement of Activities	4
Balance Sheet – Governmental Funds	5
Statement of Revenues, Expenditures and Changes in Fund Balance – Governmental Funds	6
Statement of Fiduciary Net Position	7
Statement of Changes in Fiduciary Net Position	8
Notes to Financial Statements	9-46
Required Supplemental Information:	
Schedule of Revenues, Other Sources, Expenditures and Other Uses Compared to Budget - General Fund	47-48
Schedule of Changes in the Total OPEB Liability	49
Schedule of District's Proportionate Share of the Net Pension Asset/Liability	50
Schedule of District Contributions	51
Supplemental Information:	
Schedule of Change From Original Budget to Final Budget - General Fund	52
Schedule of Real Property Tax Law Limit - General Fund	52
Schedule of Project Expenditures - Capital Projects Fund	53
Schedule of Investment in Capital Assets, net of Related Debt	54
Report on Internal Control over Financial Reporting and on Compliance and Other Matters based on an Audit of Financial Statements performed in accordance with <i>Government Auditing Standards</i>	55-56
Management Letter	57-58

RAYMOND G. PREUSSER, CPA, P.C.

Certified Public Accountants

P.O. Box 538

Claverack, New York 12513

Telephone: (518) 851-6650

Fax: (518) 851-6675

INDEPENDENT AUDITOR'S REPORT

To the Board of Education of the
Charlotte Valley Central School District:

We have audited the accompanying financial statements of the governmental activities, each major fund, and the fiduciary funds of the Charlotte Valley Central School District as of and for the year ended June 30, 2019, and the related notes to the financial statements, which collectively comprise the Charlotte Valley Central School District's basic financial statements as listed in the table of contents.

Management's Responsibility for the Financial Statements

Management is responsible for the preparation and fair presentation of these financial statements in accordance with accounting principles generally accepted in the United States of America; this includes the design, implementation, and maintenance of internal control relevant to the preparation and fair presentation of financial statements that are free from material misstatement, whether due to fraud or error.

Auditor's Responsibility

Our responsibility is to express opinions on these financial statements based on our audit. We conducted our audit in accordance with auditing standards generally accepted in the United States of America and the standards applicable to financial audits contained in *Government Auditing Standards*, issued by the Comptroller General of the United States. Those standards require that we plan and perform the audit to obtain reasonable assurance about whether the financial statements are free from material misstatement.

An audit involves performing procedures to obtain audit evidence about the amounts and disclosures in the financial statements. The procedures selected depend on the auditor's judgment, including the assessment of the risks of material misstatement of the financial statements, whether due to fraud or error. In making those risk assessments, the auditor considers internal control relevant to the entity's preparation and fair presentation of the financial statements in order to design audit procedures that are appropriate in the circumstances, but not for the purpose of expressing an opinion on the effectiveness of the entity's internal control. Accordingly, we express no such opinion. An audit also includes evaluating the appropriateness of accounting policies used and the reasonableness of significant accounting estimates made by management, as well as evaluating the overall presentation of the financial statements.

We believe that the audit evidence we have obtained is sufficient and appropriate to provide a basis for our audit opinions.

Opinions

In our opinion, the financial statements referred to above present fairly, in all material respects, the respective financial position of the governmental activities, each major fund, and the fiduciary fund information of the Charlotte Valley Central School District, as of June 30, 2019, and the respective changes in financial position thereof for the year then ended in accordance with accounting principles generally accepted in the United States of America.

Other Matters

Required Supplementary Information

Accounting principles generally accepted in the United States of America require that the management's discussion and analysis, budgetary comparison information and the schedule of changes in the total OPEB liability, the District's proportionate share of the net pension asset/liability, and District contributions on pages M1-M10 and 47-51 be presented to supplement the basic financial statements. Such information, although not a part of the basic financial statements, is required by the Government Accounting Standards Board, who considers it to be an essential part of financial reporting for placing the basic financial statements in an appropriate operational, economic, or historical context. We have applied certain limited procedures to the required supplementary information in accordance with auditing standards generally accepted in the United States of America, which consisted of inquiries of management about the methods of preparing the information and comparing the information for consistency with management's responses to our inquiries, the basic financial statements, and other knowledge we obtained during our audit of the basic financial statements. We do not express an opinion or provide any assurance on the information because the limited procedures do not provide us with sufficient evidence to express an opinion or provide any assurance.

Other Information

Our audit was conducted for the purpose of forming an opinion on the financial statements that collectively comprise the Charlotte Valley Central School District's basic financial statements as a whole. The other supplementary information is presented for purposes of additional analysis and is not a required part of the financial statements, but is supplementary information required by the New York State Education Department. The other supplementary information has not been subjected to the auditing procedures applied in the audit of the basic financial statements and accordingly, we do not express an opinion or provide any assurance on it.

Other Reporting Required by *Government Auditing Standards*

In accordance with *Government Auditing Standards*, we have also issued our report dated September 18, 2019 on our consideration of the Charlotte Valley Central School District's internal control over financial reporting and on our tests of its compliance with certain provisions of laws, regulations, contracts and grant agreements and other matters. The purpose of that report is to describe the scope of our testing of internal control over financial reporting and compliance and the results of that testing and not to provide an opinion on the internal control over financial reporting or on compliance. That report is an integral part of an audit performed in accordance with *Government Auditing Standards* in considering Charlotte Valley Central School District's internal control over financial reporting and compliance.

A handwritten signature in cursive script that reads "Raymond H. Heuser CPA". The signature is written in black ink and is positioned above the typed name and date.

Claverack, New York
September 18, 2019

CHARLOTTE VALLEY CENTRAL SCHOOL DISTRICT
Management's Discussion and Analysis (MD&A)
For the Fiscal Year Ended June 30, 2019

Introduction

The following is a discussion and analysis of Charlotte Valley Central School District's (the District) financial performance for the fiscal year ended June 30, 2019. This section is a summary of the District's financial activities based on currently known facts, decisions or conditions. It is also based on both the government-wide and fund-based financial statements. The results of the current year are discussed in comparison with the prior year, with an emphasis placed on the current year. This section is only an introduction and should be read in conjunction with the District's financial statements, which immediately follow this section.

Financial Highlights

- Net position decreased by \$440,656 from (\$1,024,275) which was restated this year due to a capital assets adjustment to (\$1,464,931) in the districtwide financial statements.
- As of the close of the fiscal year 2019, the District's general fund reported a fund balance of \$3,919,981, an increase of \$316,201 in comparison with the prior year.
- The District appropriated \$151,041 of the fund balance to reduce taxes. Also, the District has reserved funds for Employee Retirement in the amount of \$515,111, for Employee Benefit Accrued Liability in the amount of \$194,094, for Unemployment in the amount of \$30,792, for Repair in the amount of \$52,639, for Tax Certiorari in the amount of \$56,497, for Teachers' Retirement in the amount of \$52,000 and for Property Loss, Liability and Insurance each in the amount of \$25,000.

Overview of the Financial Statements

This annual report consists of three parts: MD&A (this section), the basic financial statements and required supplementary information. The basic financial statements include two kinds of statements that present different views of the School District:

*The first two statements are districtwide financial statements that provide both short-term and long-term information about the School District's overall financial status.

*The remaining statements are fund financial statements that focus on individual parts of the School District, report the District's operations in more detail than the districtwide statements. The fund financial statements concentrate on the District's most significant funds with all the other non-major funds listed in total in one column.

- *The governmental funds statements tell how basic services such as regular and special education were financed in the short term as well as what remains for future spending.
- *Fiduciary funds statements provide information about the financial relationships in which the District acts solely as a trustee or agent for the benefit of others.

The financial statements also include notes that explain some of the information in the statements and provide more detailed data. The statements are followed by a section of required supplementary information that further explains and supports the financial statements with a comparison of the District's budget for the year.

Figure A-1 summarizes the major features of the District's financial statements, including the portion of the District's activities they cover and the types of information they contain. The remainder of this overview of MD&A highlights the structure and contents of each of the statements.

Figure A-1 Major Features of the Districtwide and Fund Financial Statements

	Districtwide Statements	Fund Statements	
		Governmental Funds	Fiduciary Funds
Scope	Entire District government (except fiduciary funds)	The activities of the School District that are not fiduciary such as School Lunch and Capital spending	Instances where the School District is the trustee or agent for someone else's resources, such as payroll taxes and scholarships
Required Financial Statements	Statement of Net Position Statement of Activities	Balance Sheet Statement of revenues, expenditures, and changes in fund balance	Statement of fiduciary net position Statement of changes in fiduciary net position
Accounting basis and measurement focus	Accrual accounting and economic resource focus	Modified accrual accounting and current financial resources focus	Accrual accounting and economic resources focus
Type of Asset/Liability information	All assets and liabilities, both financial and capital, and short-term and long-term	Only assets expected to be used up and liabilities that come due during the year or soon thereafter, no capital assets included.	All assets and liabilities both short-term and long-term.
Type of inflow/outflow information	All revenues and expenses during year, regardless of when cash is received or paid	Revenues for which cash is received during or soon after the end of year; expenditures when goods or services have been received and payment is due during the year or soon thereafter.	All revenues and expenses during year, regardless of when cash is received or paid.

Districtwide Financial Statements

The districtwide financial statements report information about the District as a whole using accounting methods similar to those used by private-sector companies. The statement of net position includes all of the District's assets, deferred outflows of resources, liabilities and deferred inflows of resources. All of the current year's revenues and expenses are accounted for in the statement of activities regardless of when cash is received or paid.

The two districtwide statements report the District's net position and how it changed. Net position – the difference between the District's assets, deferred outflows of resources, liabilities and deferred inflows of resources-is one way to measure the District's financial health or position.

*Over time, increases or decreases in the District's net position are an indicator of whether its financial position is improving or deteriorating, respectively.

*To assess the District's overall health, you need to consider additional informational factors such as changes in the District's property tax base and the condition of school buildings and other facilities.

In the districtwide financial statements, the District's activities are shown as Governmental activities. Most of the District's basic services are included here, such as regular and special education, transportation and administration. Property taxes and State formula aid finances most of these activities.

Districtwide Financial Analysis
Charlotte Valley Central School District's Net Position
June 30, 2018 and 2019

	Governmental Activities		Variance Increase (Decrease)
	Restated 2018	2019	
Current Assets	\$ 4,359,995	\$ 3,977,260	\$ (382,735)
Capital Assets	12,639,251	13,098,638	459,387
Net Pension Asset	129,377	310,790	181,413
Total Assets	<u>17,128,623</u>	<u>17,386,688</u>	<u>258,065</u>
Deferred Outflows of Resources	2,208,970	2,722,869	513,899
Total Assets and Outflows of Resources	<u>19,337,593</u>	<u>20,109,557</u>	<u>771,964</u>
Current Liabilities	886,827	436,109	(450,718)
Noncurrent Liabilities	18,108,744	19,895,615	1,786,871
Net Pension Liability	62,661	142,691	80,030
Total Liabilities	<u>19,058,232</u>	<u>20,474,415</u>	<u>1,416,183</u>
Deferred Inflows of Resources	1,303,636	1,100,073	(203,563)
Total Liabilities and Inflows of Resources	<u>20,361,868</u>	<u>21,574,488</u>	<u>1,212,620</u>
Net Position:			
Net Investment in Capital Assets	8,837,224	9,739,616	902,392
Restricted	943,643	1,090,143	146,500
Unrestricted (Deficit)	<u>(10,805,142)</u>	<u>(12,294,690)</u>	<u>(1,489,548)</u>
Total Net Position	<u>\$ (1,024,275)</u>	<u>\$ (1,464,931)</u>	<u>\$ (440,656)</u>

Maintaining adequate fund balance (reserved and unappropriated) has several internal benefits. Fund balance can provide for cash flow needs until major revenues are received (thereby reducing or eliminating the need for cash flow borrowing), provide funds to leverage state and federal grants, and provide for various contingency expenses.

The largest portion of the District's net position reflects its investment in capital assets (e.g., land, buildings, improvements, machinery, and equipment); less any related outstanding debt used to acquire those assets. The District uses these capital assets to provide educational services. Consequently, these assets are not available for future spending. Although the District's investment in its capital assets is reported net of related debt, it should be noted that the resources needed to repay this debt must be provided from other sources. Capital assets themselves cannot be used to liquidate these liabilities.

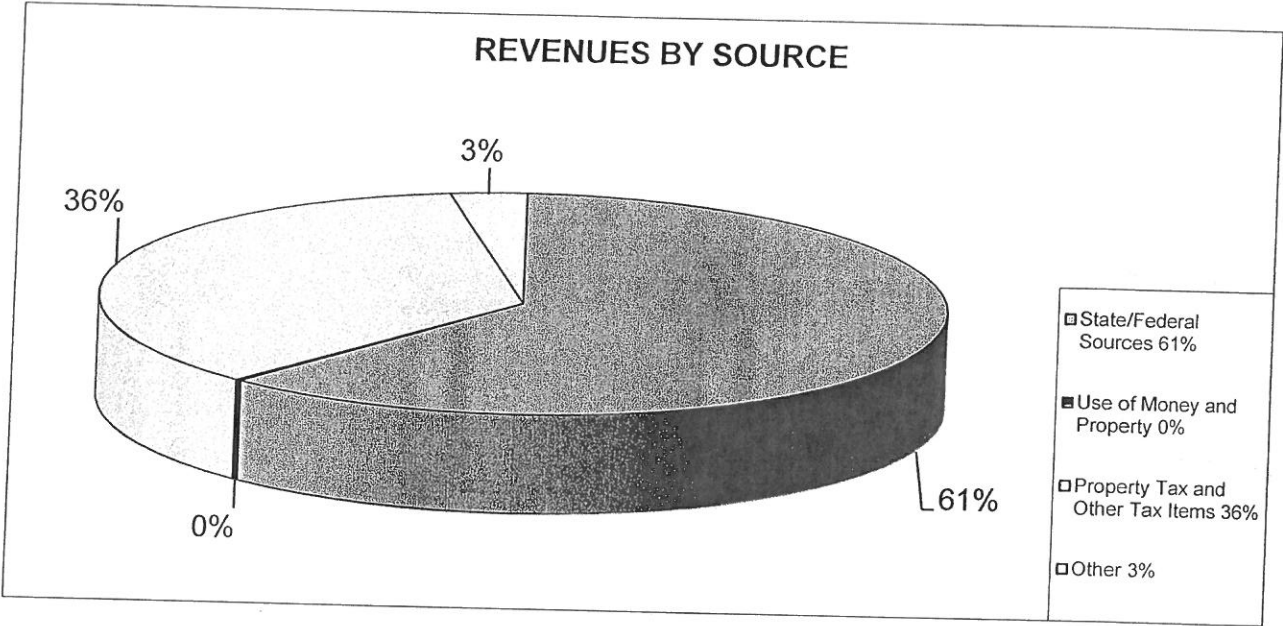
An additional portion of the District's net position represents resources that are subject to external restrictions on how they may be used (e.g. capital projects, debt service and other specified purposes). The remaining balance of unrestricted net position may be used to meet the District's ongoing obligation to provide educational services.

**Charlotte Valley Central School District's
Changes in Net Position
For the Years Ended June 30, 2018 and 2019**

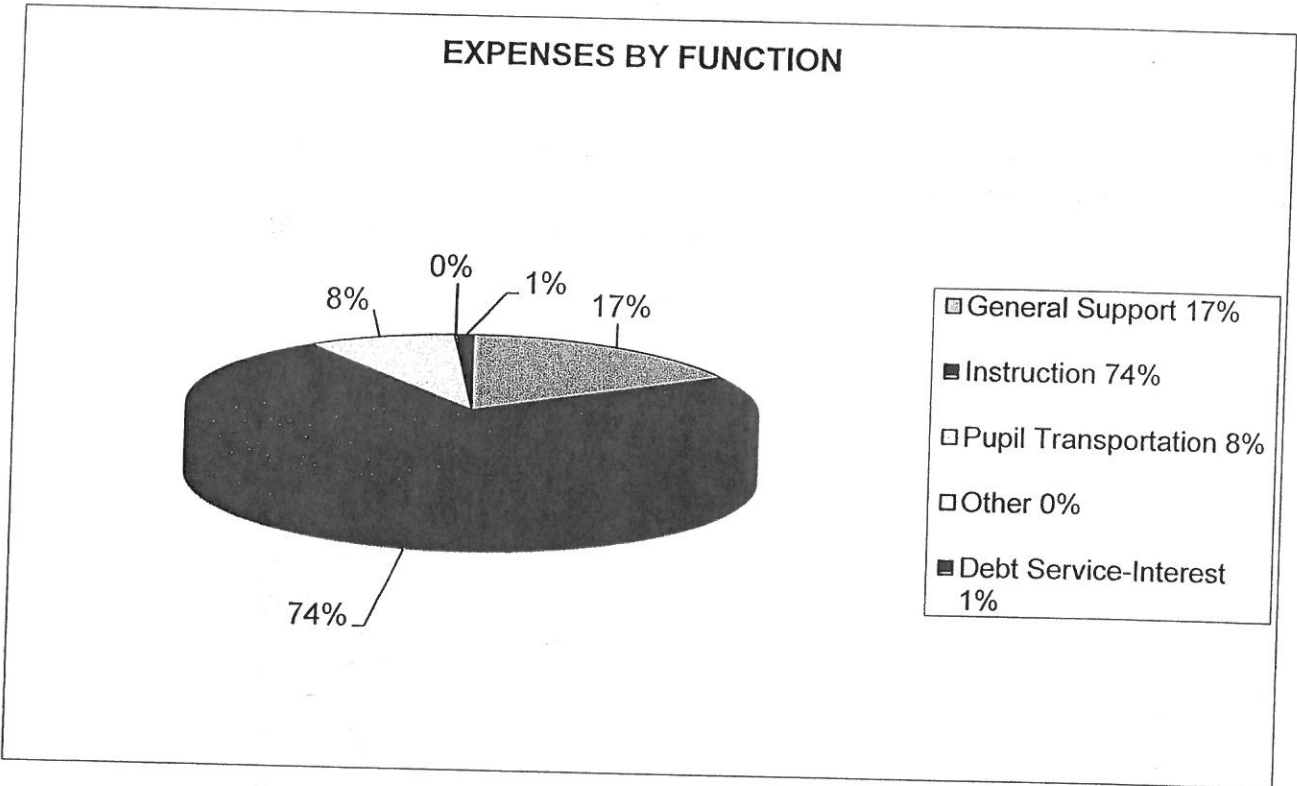
	Governmental Activities		Variance Increase (Decrease)
	2018	2019	
Revenues:			
Program Revenues:			
Charges for Services	\$ 276,961	\$ 298,727	\$ 21,766
Operating Grants and Contributions	853,934	962,880	108,946
Total Program Revenues	<u>\$ 1,130,895</u>	<u>\$ 1,261,607</u>	<u>\$ 130,712</u>
General Revenues:			
Real Property Taxes	2,793,589	2,844,723	\$ 51,134
Other Tax Items	388,571	389,854	1,283
Use of Money and Property	19,321	23,115	3,794
Sale of Property and Compensation for Loss	25,891	11,233	(14,658)
Miscellaneous	225,446	255,100	29,654
State Sources	5,343,010	5,559,408	216,398
Federal Sources	19,186	43,080	23,894
Total General Revenues	<u>8,815,014</u>	<u>9,126,513</u>	<u>311,499</u>
Expenses:			
Instruction	6,802,234	7,064,490	262,256
General Support	1,487,905	1,591,089	103,184
Transportation	695,934	807,447	111,513
Community Service	8,761	6,040	(2,721)
Debt Service-Interest	104,384	90,175	(14,209)
School Lunch	34,425	7,928	(26,497)
Total Expenses	<u>9,133,643</u>	<u>9,567,169</u>	<u>433,526</u>
Increase (Decrease) in Net Position	<u>\$ (318,629)</u>	<u>\$ (440,656)</u>	<u>\$ (122,027)</u>

The following charts provide the percentage breakdown of all revenues by source and all expenses by function for the entire District.

**Districtwide Revenues by Source
For the Year Ended June 30, 2019**



**Districtwide Expenses by Function
For the Year Ended June 30, 2019**



Fund Financial Statements

The fund financial statements provide more detailed information about the District's funds, focusing on its most significant or "major" funds-not the District as a whole. Funds are accounting devices the District uses to keep track of specific sources of funding and spending on particular programs:

- Some funds are required by State law and by bond covenants.
- The District establishes other funds to control and to manage money for particular purposes (such as repaying its long-term debts) or to show that it is properly using certain revenues (such as Federal grants).

The District has two kinds of funds:

- **Governmental Funds:** Most of the District's basic services are included in governmental funds, which generally focus on (1) how cash and other financial assets that can readily be converted to cash flow in and out and (2) the balances left at year end that are available for spending. Consequently, the governmental funds statements provide a detailed short-term view that helps you determine whether there are more or fewer financial resources that can be spent in the near future to finance the District's programs. Because this information does not encompass the additional long-term focus of the district-wide statements, additional information at the bottom of the governmental funds statements explains the relationship (or difference) between them.
- **Fiduciary Funds:** The District is the trustee, or fiduciary, for assets that belong to others, such as the scholarship fund and the student activities funds. The District is responsible for ensuring that the assets reported in these funds are used only for their intended purposes and by those to whom the assets belong. The District excludes these activities from the districtwide financial statements because it cannot use these assets to finance its operations.

The following is a summary of the fund balances by individual major funds:

	<u>Fund Balance</u> 2018	<u>Fund Balance</u> 2019	<u>Variance</u> <u>Increase</u> <u>(Decrease)</u>
General	\$ 3,603,780	\$ 3,919,981	\$ 316,201
School Lunch	65,530	31,062	(34,468)
Capital	249,001	(407,804)	(656,805)
Debt Service	62,973	978	(61,995)
Totals	<u>\$ 3,981,284</u>	<u>\$ 3,544,217</u>	<u>\$ (437,067)</u>

<u>Revenues:</u>	<u>2018</u>	<u>2019</u>	<u>Variance</u> <u>Increase</u> <u>(Decrease)</u>
Taxes and Other Tax Items	\$ 3,182,160	\$ 3,234,577	\$ 52,417
Use of Money and Property	19,095	22,301	3,206
State/Federal Sources	5,312,196	5,602,488	290,292
Other	495,556	539,596	44,040
Operating Transfers In	-	62,809	62,809
Totals	<u>\$ 9,009,007</u>	<u>\$ 9,461,771</u>	<u>\$ 452,764</u>

<u>Expenses:</u>	<u>2018</u>	<u>2019</u>	<u>Variance</u> <u>Increase</u> <u>(Decrease)</u>
General Support	\$ 1,165,912	\$ 1,212,664	\$ 46,752
Instruction	4,334,914	4,675,446	340,532
Pupil Transportation	501,831	585,937	84,106
Community Service	8,761	6,040	(2,721)
Employee Benefits	1,837,666	1,956,483	118,817
Debt Service	594,400	595,225	825
Operating Transfer Out	118,579	113,775	(4,804)
Totals	<u>\$ 8,562,063</u>	<u>\$ 9,145,570</u>	<u>\$ 583,507</u>

General Fund Budget Information

The District's budget is prepared in accordance with New York State law and is based on the modified accrual basis of accounting, utilizing cash receipts, disbursements, and encumbrances. The most significant budgeted fund is the General Fund.

The difference between the general fund's original budget and the final amended budget was \$75,229. This amount represents prior year encumbrances of \$51,416, appropriated fund balance of \$11,370, sale of equipment of \$5,880 and donations of \$6,563.

Capital Assets

The District's capital assets (net of accumulated depreciation) as of June 30, 2019 are as follows:

<u>Asset Description</u>	<u>Amount</u>
Land	\$ 21,553
Construction in Progress	757,804
Buildings and Improvements	11,542,338
Vehicles	530,799
Machinery and Equipment	<u>246,144</u>
Total	<u>\$13,098,638</u>

The total increase in the District's capital assets (net of accumulated depreciation) for the current fiscal year was \$459,387. The increase is the net of current purchases of \$215,652 plus construction costs from new project of \$756,805 less current depreciation of \$508,929.

Long-Term Debt

Long-term debt is comprised of serial bonds, compensated absences, net pension liability-proportionate share and other postemployment benefits. The District had total serial bond debt at June 30, 2019 of \$3,360,000 a decrease over the previous year of \$505,000. The debt outstanding for the year ended June 30, 2019 is summarized as follows:

<u>Debt Description</u>	<u>Outstanding Balance</u>
Serial Bonds	\$3,360,000
Compensated Absences	194,094
Net Pension Liability-Proportionate Share	142,691
Other Postemployment Benefit Obligations	<u>16,341,521</u>
Total	<u>\$20,038,306</u>

In addition, \$194,094 of the compensated absences has been reserved by the District.

The District has refunding bonds outstanding, the proceeds of which are in escrow to fund other previously existing debt. The refunding was done to reduce future interest payments.

Under current state statutes, the District's general obligation bonded debt issues are subject to a legal limitation based on 10% of the total full value of real property. At June 30, 2019, the District's general obligation debt was significantly lower than its total debt limit. The District has a bond rating of A+.

Factors Bearing On The District's Future

At the time these financial statements were prepared and audited, the District was aware of existing circumstances that could significantly affect its financial health in the future.

- The District has embarked on a 3 year capital outlay project plan for the 2020-23 school years and also will utilize the Smart Schools grant opportunity in the 2020-21 school year. The Smart Schools grant expenditures will be up fronted by the District for \$475,000 from the General Fund.
- The District will continue to use fund balance to keep the taxpayers share for the annual budget under the tax cap.
- The District will also look at budgeting practices to ensure smaller fund balances remain after each school year.
- The District will also appropriate monies to each reserve fund annually to meet recommendations.

CONTACTING THE DISTRICT'S FINANCIAL MANAGEMENT

It is the intent of this report to provide the District's citizens, taxpayers, customers, investors and creditors with a general overview of the District's finances and to demonstrate the District's accountability for the funds it receives. Questions concerning any of the information provided in this report or requests for additional financial information should be addressed to the following:

Charlotte Valley Central School District
Superintendent
15611 State Hwy. 23
Davenport, New York 13750

CHARLOTTE VALLEY CENTRAL SCHOOL DISTRICT
STATEMENT OF NET POSITION
June 30, 2019

ASSETS	
Unrestricted cash	
Restricted cash	\$ 1,956,166
Other receivables, net	1,082,857
State and federal aid receivable	28,591
Due from other governments	467,364
Inventories	435,968
Capital assets, net	6,314
Net pension asset	13,098,638
Total Assets	<u>310,790</u>
	<u>\$ 17,386,688</u>
DEFERRED OUTFLOW OF RESOURCES	
Pensions	\$ 1,837,367
OPEB-GASB 75	885,502
Total Deferred Outflows of Resources	<u>2,722,869</u>
	<u>\$ 2,722,869</u>
LIABILITIES	
Current Liabilities:	
Accounts payable	\$ 32,419
Accrued liabilities	23,011
Due to other governments	261
Due to teachers' retirement system	351,062
Due to employees' retirement system	26,987
Unearned revenue	<u>2,369</u>
Long-Term Liabilities:	
Due and payable within one year	
Bonds payable	<u>525,000</u>
Due and payable after one year	
Bonds payable	2,835,000
Compensated absences payable	194,094
Other postemployment benefits payable	16,341,521
Net pension liability - proportionate share	<u>142,691</u>
Total Liabilities	<u>\$ 20,474,415</u>
	<u>\$ 20,474,415</u>
DEFERRED INFLOWS OF RESOURCES	
Pensions	514,984
OPEB-GASB 75	<u>585,089</u>
Total Deferred Inflows of Resources	<u>\$ 1,100,073</u>
	<u>\$ 1,100,073</u>
NET POSITION	
Net Investment in Capital Assets	9,739,616
Restricted	1,090,143
Unrestricted (deficit)	<u>(12,294,690)</u>
Total Net Position	<u>\$ (1,464,931)</u>

See auditor's report. See notes to financial statements.

CHARLOTTE VALLEY CENTRAL SCHOOL DISTRICT
STATEMENT OF ACTIVITIES AND CHANGE IN NET POSITION
For Year Ended June 30, 2019

	Expenses	Expenses Allocation	Program Revenues		Net (Expense) Revenue and Changes in Net Position
			Charges for Services	Operating Grants	
FUNCTIONS/PROGRAMS					
General support	\$ 1,205,828	\$ 385,261	\$ -	\$ -	\$ (1,591,089)
Instruction	5,272,914	2,697,114	273,263	632,275	(7,064,490)
Pupil transportation	460,933	360,552	-	14,038	(807,447)
Community service	6,040	-	-	-	(6,040)
Employee benefits	2,985,305	(2,985,305)	-	-	-
Debt service-Interest	90,175	-	-	-	(90,175)
Depreciation and loss on disposal	513,070	(513,070)	-	-	-
School lunch program	294,511	55,448	25,464	316,567	(7,928)
Total Functions and Programs	\$ 10,828,776	\$ -	\$ 298,727	\$ 962,880	(9,567,169)
GENERAL REVENUES					
Real property taxes					2,844,723
Other tax items					389,854
Use of money and property					23,115
Sale of property and compensation for loss					11,233
Miscellaneous					255,100
State sources					5,559,408
Federal sources					43,080
Total General Revenues					9,126,513
Change in Net Position					(440,656)
Total Net Position - Beginning of year, restated (See Note XI.)					(1,024,275)
Total Net Position - End of year					\$ (1,464,931)

See auditor's report. See notes to financial statements.

CHARLOTTE VALLEY CENTRAL SCHOOL DISTRICT
RECONCILIATION OF GOVERNMENTAL FUNDS BALANCE SHEET TO THE
STATEMENT OF NET POSITION

June 30, 2019

	Total Governmental Funds	Long-term Assets, Liabilities	Reclassifications and Eliminations	Statement of Net Position Totals
ASSETS				
Unrestricted cash	\$ 1,956,166	\$ -	\$ -	\$ 1,956,166
Restricted cash	1,082,857	-	-	1,082,857
Other receivables, net	28,591	-	-	28,591
Due from other funds	753,051	-	(753,051)	-
Due from other governments	435,968	-	-	435,968
State and federal aid receivable	467,364	-	-	467,364
Inventories	6,314	-	-	6,314
Capital assets, (net)	-	13,098,638	-	13,098,638
Net pension asset	-	310,790	-	310,790
Total Assets	\$ 4,730,311	\$ 13,409,428	\$ (753,051)	\$ 17,386,688
DEFERRED OUTFLOW OF RESOURCES				
Pensions	\$ -	\$ 1,837,367	\$ -	\$ 1,837,367
OPEB-GASB 75	-	885,502	-	885,502
Total Deferred Outflows of Resources	\$ -	\$ 2,722,869	\$ -	\$ 2,722,869
LIABILITIES				
Accounts payable	\$ 32,419	\$ -	\$ -	\$ 32,419
Accrued liabilities	19,945	3,066	-	23,011
Bonds payable	-	3,360,000	-	3,360,000
Due to other funds	753,051	-	(753,051)	-
Due to other governments	261	-	-	261
Due to teachers' retirement system	351,062	-	-	351,062
Due to employees' retirement system	26,987	-	-	26,987
Other postemployment benefits payable	-	16,341,521	-	16,341,521
Compensated absences	-	194,094	-	194,094
Unearned revenues	2,369	-	-	2,369
Net pension liability- proportionate share	-	142,691	-	142,691
Total Liabilities	\$ 1,186,094	\$ 20,041,372	\$ (753,051)	\$ 20,474,415
DEFERRED INFLOWS OF RESOURCES				
Pensions	\$ -	\$ 514,984	\$ -	\$ 514,984
OPEB-GASB 75	-	585,089	-	585,089
Total Deferred Inflows of Resources	\$ -	\$ 1,100,073	\$ -	\$ 1,100,073
FUND BALANCE\NET POSITION				
Total Fund Balance\Net Position	\$ 3,544,217	\$ (5,009,148)	\$ -	\$ (1,464,931)
Total Liabilities, Deferred Inflows of Resources, and Fund Balance\Net Position	\$ 4,730,311	\$ 16,132,297	\$ (753,051)	\$ 20,109,557

See auditor's report. See notes to financial statements.

CHARLOTTE VALLEY CENTRAL SCHOOL DISTRICT
RECONCILIATION OF GOVERNMENTAL FUNDS REVENUES, EXPENDITURES, AND CHANGES
IN FUND BALANCE TO THE STATEMENT OF ACTIVITIES
For Year Ended June 30, 2019

	Total Governmental Funds	Long-term Revenue, Expenses	Capital Related Items	Long-term Debt Transactions	Statement of Activities Totals
REVENUES					
Real property taxes	\$ 2,844,723	\$ -	\$ -	\$ -	\$ 2,844,723
Other tax items	389,854	-	-	-	389,854
Charges for services	273,263	-	-	-	273,263
Use of money and property	23,115	-	-	-	23,115
Sale of property and compensation for loss	11,233	-	-	-	11,233
Miscellaneous	269,114	-	-	-	269,114
State sources	5,697,225	-	-	-	5,697,225
Federal sources	868,143	-	-	-	868,143
Sales - school lunch	11,450	-	-	-	11,450
Total Revenues	10,388,120	-	-	-	10,388,120
EXPENDITURES\EXPENSES					
General support	1,212,664	-	(6,836)	-	1,205,828
Instruction	5,317,385	(12,706)	(31,765)	-	5,272,914
Pupil transportation	603,484	-	(142,551)	-	460,933
Community service	6,040	-	-	-	6,040
Employee benefits	2,004,573	980,732	-	-	2,985,305
Debt service-Principal	505,000	-	-	(505,000)	-
-Interest	90,225	(50)	-	-	90,175
School lunch program	292,358	-	2,153	-	294,511
Capital outlay	793,458	-	(793,458)	-	-
Depreciation and loss on disposal	-	-	513,070	-	513,070
Total Expenditures	10,825,187	967,976	(459,387)	(505,000)	10,828,776
Excess (Deficiency) of Revenues Over Expenditures	(437,067)	(967,976)	459,387	505,000	(440,656)
OTHER SOURCES AND USES					
Operating transfers in	176,584	(176,584)	-	-	-
Operating transfers (out)	(176,584)	176,584	-	-	-
Total Other Sources (Uses)	-	-	-	-	-
Net Change for the Year	\$ (437,067)	\$ (967,976)	\$ 459,387	\$ 505,000	\$ (440,656)

See auditor's report. See notes to financial statements.

CHARLOTTE VALLEY CENTRAL SCHOOL DISTRICT
BALANCE SHEET- GOVERNMENTAL FUNDS
June 30, 2019

	General	Special Aid	School Lunch	Debt Service	Capital Fund	Total Governmental Funds
ASSETS						
Unrestricted cash	\$ 2,017,370	\$ 300	\$ 44,242	\$ -	\$ -	\$ 2,061,912
Restricted cash	976,133	-	-	978	-	977,111
State and federal aid receivable	158,535	282,741	26,088	-	-	467,364
Other receivables, net	6,441	22,150	-	-	-	28,591
Due from other funds	753,051	-	-	-	-	753,051
Due from other governments	435,968	-	-	-	-	435,968
Inventories	-	-	6,314	-	-	6,314
Total Assets	<u>\$ 4,347,498</u>	<u>\$ 305,191</u>	<u>\$ 76,644</u>	<u>\$ 978</u>	<u>\$ -</u>	<u>\$ 4,730,311</u>
LIABILITIES						
Accounts payable	\$ 32,133	\$ -	\$ 286	\$ -	\$ -	\$ 32,419
Accrued liabilities	17,335	740	1,870	-	-	19,945
Due to teachers' retirement system	351,062	-	-	-	-	351,062
Due to employees' retirement system	26,987	-	-	-	-	26,987
Due to other funds	-	302,082	43,165	-	407,804	753,051
Due to other governments	-	-	261	-	-	261
Unearned revenues	-	2,369	-	-	-	2,369
Total Liabilities	<u>427,517</u>	<u>305,191</u>	<u>45,582</u>	<u>-</u>	<u>407,804</u>	<u>1,186,094</u>
FUND BALANCES						
Non-spendable	-	-	6,314	-	-	6,314
Restricted	976,133	-	-	978	-	977,111
Assigned	182,983	-	24,748	-	-	207,731
Unassigned (Deficit)	2,760,865	-	-	-	(407,804)	2,353,061
Total Fund Balances	<u>3,919,981</u>	<u>-</u>	<u>31,062</u>	<u>978</u>	<u>(407,804)</u>	<u>3,544,217</u>
Total Liabilities and Fund Balances	<u>\$ 4,347,498</u>	<u>\$ 305,191</u>	<u>\$ 76,644</u>	<u>\$ 978</u>	<u>\$ -</u>	<u>\$ 4,730,311</u>

See auditor's report. See notes to financial statements.

CHARLOTTE VALLEY CENTRAL SCHOOL DISTRICT
STATEMENT OF REVENUES, EXPENDITURES AND CHANGES IN FUND BALANCE- GOVERNMENTAL
FUNDS

For Year Ended June 30, 2019

	General	Special Aid	School Lunch	Debt Service	Capital Fund	Total Governmental Funds
REVENUES						
Real property taxes	\$ 2,844,723	\$ -	\$ -	\$ -	\$ -	\$ 2,844,723
Other tax items	389,854	-	-	-	-	389,854
Charges for services	273,263	-	-	-	-	273,263
Use of money and property	22,301	-	-	-	-	22,301
Sale of property and compensation for loss	11,233	-	-	814	-	23,115
Miscellaneous	255,100	-	14,014	-	-	269,114
State sources	5,559,408	129,965	7,852	-	-	5,697,225
Federal sources	43,080	516,348	308,715	-	-	868,143
Sales	-	-	11,450	-	-	11,450
Total Revenues	<u>9,398,962</u>	<u>646,313</u>	<u>342,031</u>	<u>814</u>	<u>-</u>	<u>10,388,120</u>
EXPENDITURES						
General support	1,212,664	-	-	-	-	1,212,664
Instruction	4,675,446	641,939	-	-	-	5,317,385
Pupil transportation	585,937	17,547	-	-	-	603,484
Community service	6,040	-	-	-	-	6,040
Employee benefits	1,956,483	-	48,090	-	-	2,004,573
Debt service-principal	505,000	-	-	-	-	505,000
-interest	90,225	-	-	-	-	90,225
Cost of sales	-	-	292,358	-	-	292,358
Capital outlay	-	-	36,653	-	756,805	793,458
Total Expenditures	<u>9,031,795</u>	<u>659,486</u>	<u>377,101</u>	<u>-</u>	<u>756,805</u>	<u>10,825,187</u>
Excess (Deficiency) of Revenues Over Expenditures	<u>367,167</u>	<u>(13,173)</u>	<u>(35,070)</u>	<u>814</u>	<u>(756,805)</u>	<u>(437,067)</u>
OTHER SOURCES AND USES						
Operating transfers in	62,809	13,173	602	-	100,000	176,584
Operating transfers (out)	(113,775)	-	-	(62,809)	-	(176,584)
Total Other Sources (Uses)	<u>(50,966)</u>	<u>13,173</u>	<u>602</u>	<u>(62,809)</u>	<u>100,000</u>	<u>-</u>
Excess (Deficiency) of Revenues and Other Sources Over Expenditures and Other Uses	316,201	-	(34,468)	(61,995)	(656,805)	(437,067)
Fund Balance - Beginning of year	<u>3,603,780</u>	<u>-</u>	<u>65,530</u>	<u>62,973</u>	<u>249,001</u>	<u>3,981,284</u>
Fund Balance (Deficit)- End of year	<u>\$ 3,919,981</u>	<u>\$ -</u>	<u>\$ 31,062</u>	<u>\$ 978</u>	<u>\$ (407,804)</u>	<u>\$ 3,544,217</u>

See auditor's report. See notes to financial statements.

CHARLOTTE VALLEY CENTRAL SCHOOL DISTRICT
STATEMENT OF FIDUCIARY NET POSITION
June 30, 2019

	Private Purpose Trusts	Agency
ASSETS		
Cash	\$ 42,606	\$ 130,109
Total Assets	\$ 42,606	\$ 130,109
 LIABILITIES		
Extraclassroom activity balances	\$ -	\$ 64,784
Other liabilities	-	65,325
Total Liabilities	-	\$ 130,109
 NET POSITION		
Reserved for scholarships	\$ 42,606	

See auditor's report. See notes to financial statements.

CHARLOTTE VALLEY CENTRAL SCHOOL DISTRICT
STATEMENT OF CHANGES IN FIDUCIARY NET POSITION
For Year Ended June 30, 2019

	Private Purpose Trusts
ADDITIONS	
Contributions	\$ 12,037
Interest	437
	12,474
Total Additions	
 DEDUCTIONS	
Scholarships and awards	8,884
Change in Net Position	3,590
Net Position - Beginning of year	39,016
Net Position - End of year	\$ 42,606

See auditor's report. See notes to financial statements.

CHARLOTTE VALLEY CENTRAL SCHOOL DISTRICT

NOTES TO FINANCIAL STATEMENTS

I. **Summary of Significant Accounting Policies**

The financial statements of the Charlotte Valley Central School District have been prepared in conformity with generally accepted accounting principles (GAAP). Those principles are as prescribed by the Governmental Accounting Standards Board (GASB) which is the accepted standard-setting body for establishing governmental accounting and financial reporting principles.

Significant accounting principles and policies utilized by the District are described below:

A. **Reporting Entity**

The Charlotte Valley Central School District is governed by the laws of New York State. The District is an independent entity governed by an elected Board of Education consisting of 5 members. The President of the Board serves as the chief fiscal officer and the Superintendent is the chief executive officer. The Board is responsible for and controls all activities related to public school education within the District. Board members have authority to make decisions, power to appoint management, and primary accountability for all fiscal matters.

The reporting entity of the District is based upon criteria set forth by GASB Statement 14, The Financial Reporting Entity, as amended by GASB Statement 39, Component Units. The financial reporting entity consists of the primary government, organizations for which the primary government is financially accountable and other organizations for which the nature and significance of their relationship with the primary government are such that exclusion would cause the reporting entity's financial statements to be misleading or incomplete.

The accompanying financial statements present the activities of the District. The District is not a component unit of another reporting entity. The decision to include a potential component unit in the School District's reporting entity is based on several criteria including legal standing, fiscal dependency, and financial accountability. Based on the application of these criteria, the following is a brief review of certain entities included in the School District's reporting entity:

The Extraclassroom Activity Funds

The Extraclassroom Activity Funds of the Charlotte Valley Central School District represent funds of the students of the School District. The Board of Education exercises general oversight of these funds. The Extraclassroom Activity Funds are independent of the School District with respect to its financial transactions and the designation of student management. Separate audited financial statements (cash basis) of the Extraclassroom Activity Funds are included in these financial statements. The District accounts for assets held as an agent for various student organizations in an agency fund.

CHARLOTTE VALLEY CENTRAL SCHOOL DISTRICT

NOTES TO FINANCIAL STATEMENTS (CONTINUED)

I. Summary of Significant Accounting Policies (Continued)

B. Joint Venture

The Charlotte Valley Central School District is one of 19 component school districts in the Otsego-Northern Catskill Board of Cooperative Educational Services (BOCES). A BOCES is a voluntary, cooperative association of school districts in a geographic area that share planning, services, and programs which provide educational and support activities.

BOCES are organized under Section 1950 of the Education Law. A BOCES Board is considered a corporate body. All BOCES property is held by the BOCES Board as a corporation (Section 1950(6)). In addition, BOCES Boards are considered municipal corporations to permit them to contract with other municipalities on a cooperative basis under Section 119-n(a) of the General Municipal Law.

A BOCES' budget is comprised of separate budgets for administrative, program, and capital costs. Each component school district's share of administrative and capital cost is determined by resident public school district enrollment as defined in Education Law, Section 1950(4)(b)(7). In addition, component districts pay tuition or a service fee for programs in which its students participate.

There is no authority or process by which a school district can terminate its status as a BOCES component. In addition, component school districts pay tuition or a service fee for programs in which their students participate. Members of a BOCES Board are nominated and elected by their component member boards in accordance with provisions of Section 1950 of the Education Law.

During the year ended June 30, 2019, the Charlotte Valley Central School District was billed \$1,944,281 for BOCES administrative and program costs. The District's share of BOCES Aid amounted to \$615,789. Financial statements for the BOCES Aid are available from the BOCES administrative office.

C. Basis of Presentation

1. Districtwide Statements

The Districtwide Statement of Net Position and the Statement of Activities present financial information about the District's governmental activities. These statements include the financial activities of the overall government in its entirety, except those that are fiduciary. Eliminations have been made to minimize the double counting of internal transactions. Governmental activities generally are financed through taxes,

CHARLOTTE VALLEY CENTRAL SCHOOL DISTRICT

NOTES TO FINANCIAL STATEMENTS (CONTINUED)

I. **Summary of Significant Accounting Policies (Continued)**

C. **Basis of Presentation (Continued)**

1. **Districtwide Statements (Continued)**

State Aid, intergovernmental revenues, and other exchange and nonexchange transactions. Operating grants include operating-specific and discretionary (either operating or capital) grants, while the capital grants column reflects capital-specific grants.

The Statement of Net Position presents the financial position of the District at fiscal year end. The Statement of Activities presents a comparison between program expenses and revenues for each function of the District's governmental activities. Direct expenses are those that are specifically associated with and are clearly identifiable to a particular function. Program revenues include charges paid by the recipients of goods or services offered by the programs, and grants and contributions that are restricted to meeting the operational or capital requirements of a particular program. Revenues that are not classified as program revenues, including all taxes, are presented as general revenues. Indirect expenses, principally employee benefits, are allocated to functional areas in proportion to the payroll expended for those areas.

2. **Fund Financial Statements**

The fund financial statements provide information about the District's funds, including fiduciary funds. Separate statements for each fund category (governmental and fiduciary) are presented. The emphasis of fund financial statements is on major governmental funds, each displayed in a separate column.

The District reports the following funds:

a. **Major Governmental Funds**

- (1) **General Fund** - This is the District's primary operating fund. It accounts for all financial transactions that are not required to be accounted for in another fund.
- (2) **Special Aid Fund** - These funds account for the proceeds of specific revenue sources, such as federal and state grants, that are legally restricted to expenditures for specified purposes and other activities whose funds are restricted as to use. These legal restrictions may be imposed either by governments that provide the funds, or by outside parties.

CHARLOTTE VALLEY CENTRAL SCHOOL DISTRICT
NOTES TO FINANCIAL STATEMENTS (CONTINUED)

I. **Summary of Significant Accounting Policies (Continued)**

C. **Basis of Presentation (Continued)**

2. **Fund Financial Statements (Continued)**

a. **Major Governmental Funds (Continued)**

- (3) **School Lunch Fund** – Used to account for transactions of the District’s lunch and breakfast programs.
- (4) **Debt Service Fund** – This fund accounts for the accumulation of resources and the payment of principal and interest on long-term obligations for governmental activities.
- (5) **Capital Projects Fund** – This fund is used to account for the financial resources used for acquisition, construction, or major repair of capital facilities.

b. **Fiduciary Funds**

Fiduciary activities are those in which the District acts as trustee or agent for resources that belong to others. These activities are not included in the districtwide financial statements, because their resources do not belong to the District, and are not available to be used. There are two classes of fiduciary funds:

- (1) **Private Purpose Trust Funds** – These funds are used to account for trust arrangements in which principal and income benefits annual third party awards and scholarships for students. Established criteria govern the use of the funds and members of the District or representatives of the donors may serve on committees to determine who benefits.
- (2) **Agency Funds** – These funds are strictly custodial in nature and do not involve the measurement of results of operations. Assets are held by the District as agent for various student groups or extraclassroom activity funds and for payroll or employee withholding.

CHARLOTTE VALLEY CENTRAL SCHOOL DISTRICT

NOTES TO FINANCIAL STATEMENTS (CONTINUED)

I. **Summary of Significant Accounting Policies (Continued)**

D. **Measurement Focus and Basis of Accounting**

Accounting and financial reporting treatment is determined by the applicable measurement focus and basis of accounting. Measurement focus indicates the type of resources being measured such as current financial resources or economic resources. The basis of accounting indicates the timing of transactions or events for recognition in the financial statements.

The districtwide and fiduciary fund financial statements are reported using the economic resources measurement focus and the accrual basis of accounting. Revenues are recorded when earned and expenses are recorded at the time liabilities are incurred, regardless of when the related cash transaction takes place. Nonexchange transactions, in which the District gives or receives value without directly receiving or giving equal value in exchange, include property taxes, grants and donations. On an accrual basis, revenue from property taxes is recognized in the fiscal year for which the taxes are levied. Revenues from grants and donations are recognized in the fiscal year in which all eligibility requirements have been satisfied.

The fund statements are reported using the current financial resources measurement focus and the modified accrual basis of accounting. Under this method, revenues are recognized when measurable and available. The District considers all revenues reported in the governmental funds to be available if the revenues are collected within 60 days after the end of the fiscal year.

Expenditures are recorded when the related fund liability is incurred, except for principal and interest on general long-term debt, claims and judgments, and compensated absences, which are recognized as expenditures to the extent they have matured. General capital asset acquisitions are reported as expenditures in governmental funds. Proceeds of general long-term debt and acquisitions under capital leases are reported as other financing sources.

E. **Cash and Investments**

The District's cash and cash equivalents consist of cash on hand, demand deposits, and short-term investments with original maturities of three months or less from date of acquisition. New York State law governs the District's investment policies. Resources must be deposited in FDIC-insured commercial banks or trust companies located within the State. Permissible investments include obligations of the United States Treasury, United States Agencies, repurchase agreements and obligations of New York State or its localities. Collateral is required for demand and time deposits and certificates of deposit not covered by FDIC insurance. Obligations that may be pledged as collateral are obligations of the United States and its agencies and obligations of the State and its municipalities and districts. Certain cash balances are restricted by various legal and contractual obligations, such as legal reserves and debt agreements.

CHARLOTTE VALLEY CENTRAL SCHOOL DISTRICT

NOTES TO FINANCIAL STATEMENTS (CONTINUED)

I. Summary of Significant Accounting Policies (Continued)

F. Property Taxes

Real property taxes are levied annually by the Board of Education no later than September 1 and become a lien on August 28. Taxes are collected during the period September 1 to October 8.

Uncollected real property taxes are subsequently enforced by the Counties of Otsego, Delaware and Schoharie. An amount representing uncollected real property taxes is transmitted to the Counties for enforcement and is paid by the Counties to the District no later than the forthcoming April 1.

G. Restricted Resources

When an expense is incurred for purposes for which both restricted and unrestricted net assets are available, the District's policy concerning which to apply first varies with the intended use, and with the associated legal requirements, many of which are described elsewhere in these Notes to Financial Statements.

H. Interfund Transactions

The operations of the District include transactions between funds. These transactions may be temporary in nature, such as with interfund borrowings. The District typically loans resources between funds for the purpose of providing cash flow. These interfund receivables and payables are expected to be repaid within one year. Permanent transfers of funds include the transfer of expenditures and revenues to provide financing or other services.

In the districtwide statements, the amounts reported on the Statement of Net Position for interfund receivables and payables represent amounts due between different fund types (governmental activities and fiduciary funds). Eliminations have been made for all interfund receivables and payables between funds, with the exception of those due from or to the fiduciary funds.

The governmental funds report all interfund transactions as originally recorded. Interfund receivables and payables may be netted on the accompanying governmental funds balance sheet when it is the District's practice to settle these amounts at a net balance based upon the right of legal offset.

Refer to Note V for a detailed disclosure by individual fund for interfund receivables, payables, expenditures and revenues activity.

CHARLOTTE VALLEY CENTRAL SCHOOL DISTRICT

NOTES TO FINANCIAL STATEMENTS (CONTINUED)

I. Summary of Significant Accounting Policies (Continued)

I. Estimates

The preparation of financial statements in conformity with generally accepted accounting principles in the United States of America requires management to make estimates and assumptions that affect the reported amount of assets and liabilities and disclosure of contingent assets and liabilities at the date of the financial statements and the reported revenues and expenses during the reporting period. Actual results could differ from those estimates. Estimates and assumptions are made in a variety of areas, including computation of encumbrances, compensated absences, potential contingent liabilities and useful lives of long-lived assets.

J. Receivables

Accounts receivable are shown gross, with uncollectible amounts recognized under the direct write-off method. No allowance for uncollectible accounts has been provided since it is believed that such allowance would not be material.

K. Inventories and Prepaid Items

Inventories of food in the School Lunch Fund are recorded at cost on a first-in, first-out basis, or in the case of surplus food, at stated value that approximates market. Purchases of inventoriable items in other funds are recorded as expenditures at the time of purchase and are considered immaterial in amount.

Prepaid items represent payments made by the District for which benefits extend beyond year-end. These payments to vendors reflect costs applicable to future accounting periods and are recorded as prepaid items in both the districtwide and fund financial statements. These items are reported as assets on the Statement of Net Position or balance sheet using the consumption method. Under the consumption method, a current asset for the prepaid amounts is recorded at the time of purchase and an expense/expenditure is reported in the year the goods or services are consumed.

A portion of fund balance has been classified as nonspendable to indicate that inventory does not constitute an available spendable resource.

L. Other Assets/Restricted Assets

Certain proceeds from serial bonds and bond anticipation notes, as well as resources set aside for their repayment are classified as restricted assets in the districtwide financial statements and their use is limited by applicable bond covenants.

CHARLOTTE VALLEY CENTRAL SCHOOL DISTRICT

NOTES TO FINANCIAL STATEMENTS (CONTINUED)

I. **Summary of Significant Accounting Policies (Continued)**

L. **Other Assets/Restricted Assets (Continued)**

In the districtwide financial statements, bond discounts and premiums, and any prepaid bond insurance costs are deferred and amortized over the life of the debt issue. Bond issuance costs are recognized as an expense in the period incurred.

M. **Capital Assets**

Capital assets are reflected in the districtwide financial statements. Capital assets are reported at historical cost or estimated historical costs, based on appraisals conducted by independent third-party professionals. Donated assets are reported at fair market value as of the date received. Additions, improvements and other capital outlays that significantly extend the useful life of an asset are capitalized. Other costs incurred for repairs and maintenance are expensed as incurred.

Capital assets, except land, are depreciated on a straight-line basis over their estimated useful lives. Capitalization thresholds and estimated useful lives of capital assets reported in the districtwide statements are as follows:

	Capitalization Threshold	Estimated Useful Life
Site Improvements	\$ 1,000	20
Buildings and Improvements	\$ 1,000	40-50
Furniture and Equipment	\$ 1,000	5-8

N. **Compensated Absences**

Compensated absences consist of unpaid accumulated annual sick leave, vacation, and sabbatical time.

Sick leave eligibility and accumulation is specified in negotiated labor contracts, and in individual employment contracts. Upon retirement, resignation or death, employees may contractually receive a payment based on unused accumulated sick leave.

District employees are granted vacation in varying amounts, based primarily on length of service and service position. Some earned benefits may be forfeited if not taken within varying time periods.

CHARLOTTE VALLEY CENTRAL SCHOOL DISTRICT

NOTES TO FINANCIAL STATEMENTS (CONTINUED)

I. Summary of Significant Accounting Policies (Continued)

N. Compensated Absences (Continued)

Consistent with GASB Statement 16, Accounting for Compensated Absences, the liability has been calculated using the vested method and an accrual for that liability is included in the Districtwide Financial Statements. The compensated absences liability is calculated based on the pay rates in effect at year end. In the fund statements only the amount of matured liabilities is accrued within the General Fund based upon expendable and available resources. These amounts are expensed on a pay-as-you-go basis.

O. Accrued Liabilities and Long-Term Obligations

Payables, accrued liabilities and long-term obligations are reported in the districtwide financial statements. In the governmental funds, payables and accrued liabilities are paid in a timely manner and in full from current financial resources.

Claims and judgments and compensated absences that will be paid from governmental funds are reported as a liability in the funds financial statements only to the extent that they are due for payment in the current year. Bonds and other long-term obligations that will be paid from governmental funds are recognized as a liability in the fund financial statements when due.

Long-term obligations represent the District's future obligations or future economic outflows. The liabilities are reported as due in one year or due within more than one year in the Statement of Net Position.

P. Deferred Outflows of Resources

Deferred outflows of resources, in the Statement of Net Position, represents a consumption of net position that applies to a future reporting period and so will not be recognized as an outflow of resources (expense/expenditure) until that time. The District has three items that qualify for reporting in this category. The first item represents the effect of the net change in the District's proportion of the collective net pension asset or liability and the difference during the measurement period between the District's contributions and its proportionate share of total contributions to the pension systems not included in pension expense. The second item is the District's contributions to the pension systems (TRS and ERS Systems) and OPEB subsequent to the measurement date. The third item relates to OPEB reporting in the districtwide Statement of Net Position. This represents the effect of the net change in the actual and expected experience.

CHARLOTTE VALLEY CENTRAL SCHOOL DISTRICT

NOTES TO FINANCIAL STATEMENTS (CONTINUED)

I. Summary of Significant Accounting Policies (Continued)

Q. Deferred Inflows of Resources

Deferred inflows of resources represent an acquisition of net position that applies to a future period(s) and so will not be recognized as an inflow of resources (revenue) until that time. The District has two items that qualify for reporting in this category. The first item is related to pensions reported in the Districtwide Statement of Net Position. This represents the effect of net change in the District's proportion of the collective net pension liability and difference during the measurement periods between the District's contributions and its proportionate share of total contributions to the pension systems not included in pension expense, and the net difference between projected and actual earnings on pension plan investments. The second item is related to OPEB reported in the districtwide Statement of Net Position. This represents the effect of the net changes of assumptions or other inputs.

R. Unearned Revenue

Unearned revenues arise when resources are received by the District before it has a legal claim to them, as when grant monies are received prior to the incurrence of qualifying expenditures or when charges for service monies are received in advance from payers prior to the services being rendered by the District. These amounts are recorded as liabilities in the financial statements. The liabilities are removed, and revenues are recognized in subsequent periods when the District has legal claim to the resources.

S. Other Benefits

Eligible District employees participate in the New York State Teachers' Retirement System or the New York State and Local Employees' Retirement System.

District employees may choose to participate in the District's elective deferred compensation plans established under Internal Revenue Code Sections 403(b) and 457.

In addition to providing pension benefits, the District provides postemployment health insurance coverage and survivor benefits to retired employees and their survivors in accordance with the provision of various employment contracts in effect at the time of retirement.

Substantially all of the District's employees may become eligible for these benefits if they reach normal retirement age while working for the District. Health care benefits are provided through plans whose premiums are based on the benefits paid during the year. The cost of providing post-retirement benefits is shared between the District and the retired employee. The District recognizes the cost of providing health insurance by recording its share of insurance premiums as an expenditure.

CHARLOTTE VALLEY CENTRAL SCHOOL DISTRICT

NOTES TO FINANCIAL STATEMENTS (CONTINUED)

I. **Summary of Significant Accounting Policies (Continued)**

T. **Short-Term Debt**

The School District may issue Revenue and Tax Anticipation Notes in anticipation of receipt of revenues. These notes are recorded as a liability of the fund that will actually receive the proceeds from the issuance of the notes. The revenue anticipation and tax anticipation notes represent a liability that will be extinguished by the use of expendable, available resources of the fund.

The District may issue budget notes up to an amount not to exceed 5% of the amount of the annual budget during any fiscal year for expenditures for which there is an insufficient or no provision made in the annual budget. The budget note must be repaid no later than the close of the second fiscal year succeeding the year in which the note was issued.

The School District may issue Bond Anticipation Notes in anticipation of proceeds from the subsequent sale of bonds. These notes are recorded as a current liability of the fund that will actually receive the proceeds from the issuance of bonds. State law requires that bond anticipation notes issued for capital purposes be converted to long-term financing within five years after the original issue date.

U. **Equity Classifications**

1. **Districtwide Statements**

In the districtwide statements there are three classes of net position:

Net investment in capital assets – consists of net capital assets (cost less accumulated depreciation) reduced by outstanding balances of related debt obligations from the acquisition, construction or improvement of those assets.

Restricted net position – reports net position when constraints placed on the assets are either externally imposed by creditors (such as through debt covenants), grantors, contributors, or laws or regulations of other governments, or imposed by law through constitutional provisions or enabling legislation.

Unrestricted net position – reports all other net position that do not meet the definition of the above two classifications and are deemed to be available for general use by the District.

CHARLOTTE VALLEY CENTRAL SCHOOL DISTRICT

NOTES TO FINANCIAL STATEMENTS (CONTINUED)

I. **Summary of Significant Accounting Policies (Continued)**

U. **Equity Classifications (Continued)**

2. **Fund Statements**

In the fund basis statements, there are five classifications of fund balance:

Non-spendable – includes amounts that cannot be spent because they are either not in spendable form or legally or contractually required to be maintained intact. Non-spendable fund balance includes the inventory recorded in the School Lunch Fund of \$6,314.

Restricted – includes amounts with constraints placed on the use of resources either externally imposed by creditors, grantors, contributors, or laws or regulations of other governments; or imposed by law through constitutional provisions or enabling legislation. All encumbrances of funds other than the General Fund are classified as restricted fund balance. The School District has established the following restricted fund balances:

1. **Encumbrances**

Encumbrance accounting, under which purchase orders, contracts and commitments of expenditures are recorded for budgetary control purposes in order to reserve applicable appropriations, is employed as a control in preventing over-expenditure of established appropriations. Open encumbrances are reported as restricted fund balance in all funds other than the General Fund, since they do not constitute expenditures or liabilities and will be honored through budget appropriations in the subsequent year.

2. **Unemployment Insurance**

This reserve is used to pay the cost of reimbursement to the State Unemployment Insurance Fund for payments made to claimants where the employer has elected to use the benefit reimbursement method. The reserve may be established by Board action and is funded by budgetary appropriations and such other funds as may be legally appropriated. Within sixty days after the end of any fiscal year, excess amounts may either be transferred to another reserve or the excess applied to the appropriations of the next succeeding fiscal year's budget. This reserve is accounted for in the General Fund.

CHARLOTTE VALLEY CENTRAL SCHOOL DISTRICT
NOTES TO FINANCIAL STATEMENTS (CONTINUED)

I. **Summary of Significant Accounting Policies (Continued)**

U. **Equity Classifications (Continued)**

2. **Fund Statements (Continued)**

3. **Employee Benefit Accrued Liability**

This reserve is used to set aside funds for the payment of accrued employee benefits due an employee upon termination of the employee's service. This reserve may be established by a majority vote of the Board, and is funded by budgetary appropriations and such other reserves and funds that may be legally appropriated. This reserve is accounted for in the General Fund.

4. **Tax Certiorari**

This reserve is used to accumulate funds to pay judgments and claims anticipated from tax certiorari proceedings. Any excess monies must be returned to the General Fund on or before the first day of the fourth fiscal year after the deposit of the monies. This reserve is accounted for in the General Fund.

5. **Employee Retirement Contributions**

This reserve is used for future employee's retirement and teacher's retirement obligations. This reserve may be established by a majority vote of the Board, and is funded by budgetary appropriations and such other reserves and funds that may be legally appropriated.

6. **Repair**

This reserve is used to pay the cost of repairs to capital improvements or equipment, which repairs are of a type not recurring annually. The Board of Education without voter approval may establish a repair reserve fund by a majority vote of its members. Voter approval is required to fund this reserve. Expenditures from this reserve may be made only after a public hearing has been held, except in emergency situations. If no hearing is held, the amount expended must be repaid to the reserve fund over the next two subsequent fiscal years. This reserve is accounted for in the General Fund.

7. **Insurance**

This reserve is used to pay for liability, casualty and other types of losses. This reserve may be established by a majority vote of the Board, and is funded by budgetary appropriations and such other reserves and funds that may be legally appropriated. This reserve is accounted for in the General Fund.

CHARLOTTE VALLEY CENTRAL SCHOOL DISTRICT
 NOTES TO FINANCIAL STATEMENTS (CONTINUED)

I. Summary of Significant Accounting Policies (Continued)

U. Equity Classifications (Continued)

2. Fund Statements (Continued)

8. Property Loss and Liability

This reserve is used to pay for property loss and liability claims incurred. The limit is 3% of the annual budget or \$15,000, whichever is greater. This reserve may be established by a majority vote of the Board, and is funded by budgetary appropriations and such other reserves and funds that may be legally appropriated. This reserve is accounted for in the General Fund.

Restricted fund balance includes the following:

General Fund:

Employee Benefit Accrued Liability	\$ 194,094
Unemployment Insurance	30,792
Employees' Retirement Contributions	515,111
Teachers' Retirement Contributions	52,000
Repair	52,639
Tax Certiorari	56,497
Property Loss	25,000
Liability	25,000
Insurance	25,000
Debt Service Fund	978
Total restricted funds	<u>\$ 977,111</u>

Committed – Includes amounts that can only be used for the specific purposes pursuant to constraints imposed by formal action of the School District’s highest level of decision making, the Board of Education. The School District has no committed fund balances as of June 30, 2019.

Assigned – Includes amounts that are constrained by the School District’s intent to be used for specific purposes, but are neither restricted nor committed. All encumbrances of the General Fund are classified as **Assigned Fund Balance** in the General Fund. Encumbrances reported in the General Fund amounted to \$31,942 and the assigned fund balance amounted to \$151,041.

CHARLOTTE VALLEY CENTRAL SCHOOL DISTRICT
NOTES TO FINANCIAL STATEMENTS (CONTINUED)

I. **Summary of Significant Accounting Policies (Continued)**

U. **Equity Classifications (Continued)**

2. **Fund Statements (Continued)**

Unassigned – Includes all other General Fund amounts that do not meet the definition of the above four classifications and are deemed to be available for general use by the District and could report a surplus or deficit. In funds other than the general fund, the unassigned classification is used to report a deficit fund balance resulting from overspending for specific purposes for which amounts had been restricted or assigned.

NYS Real Property Tax Law 1318 limits the amount of unexpended surplus funds a School District can retain to no more than 4% of the School District's budget for the General Fund for the ensuing fiscal year. Nonspendable and restricted fund balance of the General Fund are excluded from the 4% limitation. Amounts appropriated for the subsequent year and encumbrances are also excluded from the 4% limitation.

Order of Use of Fund Balance:

The District's policy is to apply expenditures against nonspendable fund balance, restricted fund balance, committed fund balance, assigned fund balance and unassigned fund balance at the end of the fiscal year. For all funds, nonspendable fund balances are determined first and then restricted fund balances for specific purposes are determined. Any remaining fund balance amounts for funds other than the General Fund are classified as restricted fund balance. In the General Fund, committed fund balance is determined next and then assigned. The remaining amounts are reported as unassigned. Assignments of fund balance cannot cause a negative unassigned fund balance.

V. **New Accounting Standards**

The District has adopted all current Statements of the Governmental Accounting Standards Board (GASB) that are applicable.

W. **Future Changes in Accounting Standards**

GASB Statement 84, *Fiduciary Activities*, effective for the year ending June 30, 2020.

GASB has issued Statement 87, *Leases*, effective for the year ending June 30, 2021.

GASB has issued Statement 89, *Accounting for Interest Cost Incurred Before the End of a Construction Period*, effective for the year ending June 30, 2021.

The school district will evaluate the impact that these pronouncements may have on its financial statements and will implement it as applicable and when material.

CHARLOTTE VALLEY CENTRAL SCHOOL DISTRICT

NOTES TO FINANCIAL STATEMENTS (CONTINUED)

II. Explanation of Certain Differences between Governmental Fund Statements and Districtwide Statements

Due to differences in the measurement focus and basis of accounting used in the governmental fund statements and the districtwide statements, certain financial transactions are treated differently. The basic financial statements contain a full reconciliation of these items. The differences result primarily from the economic focus of the Statement of Activities, compared with the current financial resources focus of the governmental funds.

1. Total Fund Balances of Governmental Funds vs. Net Position of Governmental Activities:

Total fund balances of the District's governmental funds differ from "net position" of governmental activities reported in the Statement of Net Position. This difference primarily results from the additional long-term economic focus of the Statement of Net Position versus the solely current financial resources focus of the governmental fund balance sheets.

2. Statement of Revenues, Expenditures, and Changes in Fund Balance vs. Statement of Activities:

Differences between the funds Statement of Revenues, Expenditures and Changes in Fund Balance and the Statement of Activities fall into one of three broad categories:

a. Long-term revenue differences:

Long-term revenue differences arise because governmental funds report revenues only when they are considered "available", whereas the Statement of Activities reports revenues when earned. Differences in long-term expenses arise because governmental funds report on a modified accrual basis, whereas the accrual basis of accounting is used on the Statement of Activities.

b. Capital related differences:

Capital related differences include the difference between proceeds for the sale of capital assets reported on governmental fund statements and the gain or loss on the sale of assets as reported on the Statement of Activities, and the difference between recording an expenditure for the purchase of capital items in the governmental fund statements and depreciation expense on those items as recorded in the Statement of Activities.

CHARLOTTE VALLEY CENTRAL SCHOOL DISTRICT

NOTES TO FINANCIAL STATEMENTS (CONTINUED)

II. Explanation of Certain Differences between Governmental Fund Statements and Districtwide Statements (Continued)

2. Statement of Revenues, Expenditures, and Changes in Fund Balance vs. Statement of Activities (Continued):

c. Long-term debt transaction differences:

Long-term debt transaction differences occur because both interest and principal payments are recorded as expenditures in the governmental fund statements, whereas interest payments are recorded in the Statement of Activities as incurred, and principal payments are recorded as a reduction of liabilities in the Statement of Net Position.

d. Pension differences:

Pension differences occur as a result of changes in the District's proportion of the collective net pension asset/liability and differences between the District's contributions and its proportionate share of the total contributions to the pension systems.

The costs of building and acquiring capital assets (land, buildings, and equipment) financed from governmental funds are reported as expenditures in the year they are incurred, and the assets do not appear on the Balance Sheet. However, the Statement of Net Position includes those capital assets among the assets of the District as a whole, and their original costs are expensed annually of their useful lives.

Original cost of capital assets	\$20,256,624
Accumulated depreciation	<u>7,157,986</u>
Capital assets, net	<u>\$13,098,638</u>

Long-term liabilities are reported in the Statement of Net Position, but not in the governmental funds, because they are not due and payable in the current period. Balances at year end were:

Bonds payable	<u>\$ 3,360,000</u>
OPEB obligations	<u>\$16,341,521</u>
Compensated Absences	<u>\$ 194,094</u>
Net Pension Liability-Proportionate Share	<u>\$ 142,691</u>

When the purchase or construction of capital assets is financed through governmental funds, the resources expended for those assets are reported as expenditures in the years they are incurred. However, in the Statement of Activities, the cost of those assets is allocated over their estimated useful lives and reported as depreciation expense. Depreciation of \$508,929 was less than capital expenditures of \$1,006,957 in the current year.

CHARLOTTE VALLEY CENTRAL SCHOOL DISTRICT

NOTES TO FINANCIAL STATEMENTS (CONTINUED)

II. Explanation of Certain Differences between Governmental Fund Statements and Districtwide Statements (Continued)

2. Statement of Revenues, Expenditures, and Changes in Fund Balance vs. Statement of Activities (Continued):

Repayment of bond principal of \$505,000 is an expenditure in the governmental funds, but it reduces long-term liabilities in the Statement of Net Position and does not affect the Statement of Activities.

Interest on long-term debt and short-term debt in the Statement of Activities differs from the amount reported in the governmental funds because interest is recorded as an expenditure in the funds when it is due, and thus requires the use of current financial resources. In the Statement of Activities, however, interest expense is recognized as the interest accrues, regardless of when it is due. The interest reported in the Statement of Activities decreased by \$50.

III. Changes in Accounting Principles

For the fiscal year ended June 30, 2018, the District implemented GASB Statement #75, *Accounting and Financial Reporting for Post-employment Benefits Other Than Pensions*. The implementation of the statement requires District's to report Other Post-Employment Benefits (OPEB) liabilities, OPEB expenses, deferred outflow of resources and deferred inflow of resources related to OPEB. See Note IX. for the financial statement impact of the implementation of the statement.

IV. Cash and Investments

A. Deposits

The Charlotte Valley Central School District's investment policies are governed by State statutes. The Charlotte Valley Central School District's monies must be deposited in FDIC-insured commercial banks or trust companies located within the State. The Treasurer is authorized to use demand accounts and certificates of deposit. Permissible investments include obligations of the U.S. Treasury and U.S. Agencies, repurchase agreements, and obligations of New York State or its localities.

Collateral is required for demand and time deposits and certificates of deposit not covered by Federal Deposit Insurance. Obligations that may be pledged as collateral are: obligations of the United States and its agencies and obligations of the State and its municipalities and school districts.

CHARLOTTE VALLEY CENTRAL SCHOOL DISTRICT
 NOTES TO FINANCIAL STATEMENTS (CONTINUED)

IV. Cash and Investments (Continued)

A. Deposits (Continued)

Custodial credit risk is the risk that in an event of a bank failure, the District's deposits may not be returned to it. GASB directs that deposits be disclosed as exposed to custodial credit risk if they are not covered by depository insurance and the deposits are as follows:

- A. Uncollateralized
- B. Collateralized by securities held by the pledging financial institution, or
- C. Collateralized by securities held by the pledging financial institution's trust department or agent but not in the District's name.

Deposits and investments at year end were entirely covered by Federal Deposit Insurance or by collateral held by the School District's custodial bank in the School District's name.

The District did not have any investments at year end or during the year.

V. Interfund Transaction

Interfund balances at June 30, 2019 are as follows:

	Interfund		Interfund	
	Receivable	Payable	Revenues	Expenditures
General Fund	\$ 753,051	\$ -	\$ 62,809	\$ 113,775
Special Aid Fund	-	302,082	13,173	-
School Lunch Fund	-	43,165	602	-
Capital Fund	-	407,804	100,000	-
Debt Service Fund	-	-	-	62,809
Total governmental activities	<u>\$ 753,051</u>	<u>\$ 753,051</u>	<u>\$ 176,584</u>	<u>\$ 176,584</u>

The District typically transfers from the General Fund to the Special Aid Fund to pay its' share of the Summer Handicapped Program.

Interfund receivables and payables, other than between governmental activities and fiduciary funds, are eliminated on the Statement of Net Position.

CHARLOTTE VALLEY CENTRAL SCHOOL DISTRICT

NOTES TO FINANCIAL STATEMENTS (CONTINUED)

VI. Capital Assets

A summary of changes in general fixed assets follows:

	Restated Balance 7/1/2018	Additions	Deletions	Balance 6/30/2019
<u>Capital assets-not depreciated:</u>				
Land	\$ 21,553	\$ -	\$ -	21,553
Construction in progress	999	756,805	-	757,804
Total capital assets-not depreciated:	<u>22,552</u>	<u>756,805</u>	<u>-</u>	<u>779,357</u>
<u>Other capital assets:</u>				
Buildings and improvements	17,409,616	10,509	-	17,420,125
Machinery and equipment	842,592	62,592	8,806	896,378
Vehicles	1,131,206	142,551	112,993	1,160,764
Total other capital assets:	<u>19,383,414</u>	<u>215,652</u>	<u>121,799</u>	<u>19,477,267</u>
<u>Less accumulated depreciation:</u>				
Buildings and improvements	5,537,437	340,350	-	5,877,787
Machinery and equipment	626,882	32,158	8,806	650,234
Vehicles	602,396	136,421	108,852	629,965
Total accumulated depreciation	<u>6,766,715</u>	<u>508,929</u>	<u>117,658</u>	<u>7,157,986</u>
Other capital assets, net	<u>12,616,699</u>	<u>(293,277)</u>	<u>4,141</u>	<u>12,319,281</u>
Total	<u>\$ 12,639,251</u>	<u>\$ 463,528</u>	<u>\$ 4,141</u>	<u>\$ 13,098,638</u>

Depreciation expense and loss on disposal for the period was allocated in the Statement of Activities as follows:

General Support	\$ 19,172
Instruction	345,978
Transportation	140,562
School Lunch	7,358
	<u>\$513,070</u>

CHARLOTTE VALLEY CENTRAL SCHOOL DISTRICT
NOTES TO FINANCIAL STATEMENTS (CONTINUED)

VII. Pension Plans

1. General Information

New York State and Local Employees' Retirement System (ERS) and the New York State Teachers' Retirement (TRS) (the Systems).

2. Plan Descriptions and Benefits Provided

Teachers' Retirement System (TRS)

The District participates in the New York State Teachers' Retirement System (TRS). This is a cost-sharing multiple-employer retirement system. The System provides retirement benefits as well as, death and disability benefits to plan members and beneficiaries as authorized by the Education Law and the Retirement and Social Security Law of the State of New York. The System is governed by a 10 member Board of Trustees. System benefits are established under New York State Law. Membership is mandatory and automatic for all full-time teachers, teaching assistants, guidance counselors and administrators employed in New York Public Schools and BOCES who elected to participate in TRS. Once a public employer elects to participate in the System, the election is irrevocable. The New York State Constitution provides that pension membership is a contractual relationship and plan benefits cannot be diminished or impaired. Benefits can be changed for future members only by enactment of a State statute. Additional information regarding the System, may be obtained by writing to the New York State Teachers' Retirement System, 10 Corporate Woods Drive, Albany, NY 12211-2395 or by referring to the NYSSTR Comprehensive Annual Financial report which can be found on the System's website at www.nystrs.org.

Employees' Retirement System (ERS)

The District participates in the New York State and Local Employees' Retirement System (ERS). This is a cost-sharing multiple-employer retirement system. The System provides retirement benefits as well as death and disability benefits. The net position of the System is held in the New York State Common Retirement Fund (the Fund), which was established to hold all net assets and record changes in plan net position allocated to the System. The Comptroller of the State of New York serves as the trustee of the Fund and is the administrative head of the System. System benefits are established under the provisions of the New York State Retirement and Social Security Law (RSSL). Once a public employer elects to participate in the System, the election is irrevocable. The New York State Constitution provides that pension membership is a contractual relationship and plan benefits cannot be diminished or impaired. Benefits can be changed for future members only by enactment of a State statute. The District also participates in the Public Employees' Group Life Insurance Plan (GLIP), which provides death benefits in the form of life insurance. The System is included in the State's financial report as a pension trust fund. That report, including information with regard to benefits provided, may be found at www.osc.state.ny.us/retire/publications/index.php or obtained by writing to the New York State and Local Retirement System, 110 State Street, Albany, NY 12244.

CHARLOTTE VALLEY CENTRAL SCHOOL DISTRICT

NOTES TO FINANCIAL STATEMENTS (CONTINUED)

VII. Pension Plans (Continued)

Funding Policies:

The Systems are noncontributory except for employees who joined after July 27, 1976, who contribute 3 percent of their salary for the first ten years of membership, and employees who joined on or after January 1, 2010 who generally contribute 3.0 to 3.5 percent of their salary for their entire length of service. In addition, employee contribution rates under ERS Tier 6 vary based on a sliding salary scale. For ERS, the Comptroller annually certifies the actuarially determined rates expressly used in computing the employers' contributions based on salaries paid during the Systems' fiscal year ending March 31. For TRS, contribution rates are established annually by the New York State Teachers' Retirement Board pursuant to Article 11 of the Education law.

Contributions for the current year and two preceding years were equal to 100 percent of the contributions required, and were as follows:

Contributions

	ERS	TRS
2019	\$98,030	\$317,279
2018	\$101,545	\$359,123
2017	\$99,231	\$372,633

3. Pension Liabilities, Pension Expense, and Deferred Outflows of Resources and Deferred Inflows of Resources Related to Pensions

At June 30, 2019, the District reported the following (asset)/liability for its proportionate share of the net pension (asset)/liability for each of the Systems. The net pension (asset)/liability was measured as of March 31, 2019 for ERS and June 30, 2018 for TRS. The total pension (asset)/liability used to calculate the net pension (asset)/liability was determined by an actuarial valuation. The District's proportion of the net pension (asset)/liability was based on a projection of the District's long-term share of contributions to the Systems relative to the projected contributions of all participating members, actuarially determined. This information was provided by the ERS and TRS Systems in reports provided to the District.

	<u>ERS</u>	<u>TRS</u>
Actuarial valuation date	1-Apr-18	30-Jun-17
Net pension liability/(asset)	\$142,691	(\$310,790)
District's portion of the Plan's total net pension liability	0.0020139%	0.01719%
Change in proportion since the prior measurement date	.0000724%	.00017%

CHARLOTTE VALLEY CENTRAL SCHOOL DISTRICT
 NOTES TO FINANCIAL STATEMENTS (CONTINUED)

VII. Pension Plans (Continued)

For the year ended June 30, 2019, the District's recognized pension expense of \$97,785 for ERS and \$238,126 for TRS. At June 30, 2019 the District reported deferred outflows of resources and deferred inflows of resources related to pensions from the following sources:

	<u>Deferred Outflows of Resource; Deferred Inflows of Resources</u>			
	<u>ERS</u>	<u>TRS</u>	<u>ERS</u>	<u>TRS</u>
Differences between expected and actual experience	\$28,099	\$232,251	\$9,579	\$42,070
Changes of assumptions	35,867	1,086,415	0	0
Net difference between projected and actual earnings on pension plan investments	0	0	36,623	345,001
Changes in proportion and differences between the District's contributions and proportionate share of contributions	49,163	69,912	6,005	75,706
District's contributions subsequent to the measurement date	26,987	308,673	0	0
Total	<u>\$140,116</u>	<u>\$1,697,251</u>	<u>\$52,207</u>	<u>\$462,777</u>

District contributions subsequent to the measurement date which will be recognized as a reduction of the net pension liability in the year ended June 30, 2019. Other amounts reported as deferred outflows of resources and deferred inflows of resources related to pensions will be recognized in pension expense as follows:

	<u>ERS</u>	<u>TRS</u>
Year ended:		
2019	\$ -	\$ 308,439
2020	\$ 44,630	\$ 208,424
2021	(\$15,134)	\$ 19,228
2022	\$6,396	\$ 207,692
2023	\$25,030	\$ 145,678
2024	\$0	\$ -
Thereafter	\$ -	\$ 36,340

CHARLOTTE VALLEY CENTRAL SCHOOL DISTRICT
 NOTES TO FINANCIAL STATEMENTS (CONTINUED)

VII. Pension Plans (Continued)

4. Actuarial Assumptions

The total pension liability as of the measurement date was determined by using an actuarial valuation as noted in the table below, with update procedures used to roll forward the total pension liability to the measurement date. The actuarial valuations used the following actuarial assumptions:

Significant actuarial assumptions used in the valuations were as follows:

	<u>ERS</u>	<u>TRS</u>
Measurement date	March 31, 2019	June 30, 2018
Actuarial valuation date	April 1, 2018	June 30, 2017
Interest rate	7.0%	7.25%
Salary scale	4.20%	1.90%-4.72%
Decrement tables	April 1, 2010 - March 31, 2015 System's Experience	July 1, 2009 - June 30, 2014 System's Experience
Inflation rate	2.5%	2.25%

For ERS, annuitant mortality rates are based on April 1, 2010 – March 31, 2015 System's experience with adjustments for mortality improvements based on MP-2014. For TRS, annuitant mortality rates are based on July 1, 2009 – June 30, 2014 System's experience with adjustments for mortality improvements based on Society of Actuaries Scale AA.

For ERS, the actuarial assumptions used in the April 1, 2018 valuation are based on the results of an actuarial experience study for the period April 1, 2010 – March 31, 2015. For TRS, the actuarial assumptions used in the June 30, 2017 valuation are based on the results of an actuarial experience study for the period July 1, 2009 – June 30, 2014.

CHARLOTTE VALLEY CENTRAL SCHOOL DISTRICT

NOTES TO FINANCIAL STATEMENTS (CONTINUED)

VII. Pension Plans (Continued)

The long-term rate of return on pension plan investments was determined using a building block method in which best estimate ranges of expected future real rates of return (expected returns net of investment expense and inflation) are developed for each major asset class. These ranges are combined to produce the long term expected rate of return by weighting the expected future real rates of return by each the target asset allocation percentage and by adding expected inflation. Best estimates of the arithmetic real rates of return for each major asset class included in the target asset allocation are summarized below:

Measurement date	<u>ERS</u> March 31, 2019	<u>TRS</u> June 30, 2018
<u>Asset Type</u>	<u>%</u>	<u>%</u>
Domestic Equities	36%	33%
International Equities	14%	16%
Global equities	0%	4%
Private Equity	10%	8%
Real Estate	10%	11%
Domestic fixed income securities	0%	16%
Global fixed income securities	0%	2%
Bonds and mortgages	17%	8%
Cash Equivalents	1%	0%
Inflation-Indexed bonds	4%	0%
High yield fixed income securities	0%	1%
Real assets	3%	0%
Short-term	0%	1%
Alternative investments	<u>8%</u>	<u>0%</u>
	100%	100%

5. Discount Rate

The discount rate used to calculate the total pension liability was 7.0 % for ERS and 7.25 % for TRS. The projection of cash flows used to determine the discount rate assumes that contributions from plan members will be made at the current contribution rates and that contributions from employers will be made at statutorily required rates, actuarially. Based upon the assumptions, the Systems' fiduciary net position was projected to be available to make all projected future benefit payments of current plan members. Therefore, the long term expected rate of return on pension plan investments was applied to all periods of projected benefit payments to determine the total pension liability.

CHARLOTTE VALLEY CENTRAL SCHOOL DISTRICT

NOTES TO FINANCIAL STATEMENTS (CONTINUED)

VII. Pension Plans (Continued)

6. Sensitivity of the Proportionate Share of Net Pension Asset/Liability to the Discount Rate Assumption

The following presents the District's proportionate share of the net pension (asset)/liability calculated using the discount rate of 7.0% for ERS and 7.25% for TRS, as well as what the District's proportionate share of the net pension (asset)/liability would be if it were calculated using a discount rate that is 1-percentage point lower (6.0% for ERS and 6.25% for TRS) or 1-percentage point higher (8.0% for ERS and 8.25% for TRS) than the current rate :

ERS	1% Decrease <u>(6.0%)</u>	Current Assumption <u>(7.0%)</u>	1% Increase <u>(8.0%)</u>
Employer's proportionate share Of the net pension (asset)/liability	\$623,870	\$142,691	(\$261,533)
TRS	1% Decrease <u>(6.25%)</u>	Current Assumption <u>(7.25%)</u>	1% Increase <u>(8.25%)</u>
Employer's proportionate share Of the net pension (asset)/liability	\$2,135,178	(\$310,790)	(\$2,359,831)

7. Pension Plan Fiduciary Net Position

The components of the current-year net pension (asset)/liability of the employers as of the respective valuation dates, were as follows:

Measurement date	<u>ERS</u> March 31, 2019	<u>TRS</u> June 30, 2018
Employers' total pension liability	\$ (189,803,429)	\$ (118,107,254)
Plan Fiduciary Net Position	182,718,124	119,915,518
Employers' net pension liability/(asset)	7,085,305	(1,808,264)
Ratio of plan fiduciary net position to the Employers' total pension (asset)/liability	96.2700%	101.5300%

CHARLOTTE VALLEY CENTRAL SCHOOL DISTRICT
NOTES TO FINANCIAL STATEMENTS (CONTINUED)

VII. Pension Plans (Continued)

8. Payables to the Pension Plan

For ERS, employer contributions are paid annually based on the System's fiscal year which ends on March 31st. Accrued retirement contributions as of June 30, 2019 represent the projected employer contribution for the period of April 1, 2019 through June 30, 2019 based on paid ERS wages multiplied by the employer's contribution rate, by tier. Accrued retirement contributions as of June 30, 2019 amounted to \$26,987.

For TRS, employer and employee contributions for the fiscal year ended June 30, 2019 are paid to the System in September, October and November 2019 through a state aid intercept. Accrued retirement contributions as of June 30, 2019 represent employee and employer contributions for the fiscal year ended June 30, 2019 based on paid TRS wages multiplied by the employer's contribution rate, by tier and employee contributions for the fiscal year as reported to the TRS System. Accrued retirement contributions as of June 30, 2019 amounted to \$351,062.

CHARLOTTE VALLEY CENTRAL SCHOOL DISTRICT
 NOTES TO FINANCIAL STATEMENTS (CONTINUED)

VIII. Long-Term Debt Obligations

Long-term liability balances and activity for the year are summarized below:

1. Long-Term Debt Interest

Interest paid	\$ 90,225
Less interest accrued in the prior year	(3,116)
Plus, interest accrued in the current year	<u>3,066</u>
Total expense	<u>\$90,175</u>

2. Changes

	Restated Balance 7/1/2018	Additions	Deletions	Balance 6/30/2019	Due Within One Year
Serial Bonds	\$ 3,865,000	\$ -	\$ 505,000	\$ 3,360,000	<u>\$ 525,000</u>
Compensated Absences	206,800	-	12,706	194,094	
OPEB Obligations	14,541,944	1,799,577	-	16,341,521	
Net Pension Liability- Proportionate Share	62,661	80,030	-	142,691	
Totals	<u>\$ 18,676,405</u>	<u>\$ 1,879,607</u>	<u>\$ 517,706</u>	<u>\$ 20,038,306</u>	

Additions and deletions to compensated absences are shown net since it is impractical to determine these amounts separately. In addition, \$194,094 of compensated absences has been reserved by the District.

3. Maturity

a. The following is a summary of the debt issued:

Purpose	Issue Date	Final Maturity	Interest Rate	Outstanding 6/30/2019
Advanced refunding	2016	2025	1.59%	<u>\$ 3,360,000</u>

Prior-Year Defeasance of Debt

In prior years, certain general obligation bonds were defeased by placing the proceeds of new bonds in an irrevocable trust to provide for all future debt service payments on the old bonds. Accordingly, the liability for the defeased bonds and the trust account assets are not included in the financial statements.

CHARLOTTE VALLEY CENTRAL SCHOOL DISTRICT
 NOTES TO FINANCIAL STATEMENTS (CONTINUED)

VIII. Long-Term Debt Obligations (Continued)

3. Maturity (Continued)

b. The following is a summary of maturing principal debt service requirements:

	<u>Year</u>	<u>Principal</u>	<u>Interest</u>	<u>Total</u>
Serial Bonds:	2020	\$ 525,000	\$ 73,588	\$ 598,588
	2021	545,000	52,588	597,588
	2022	555,000	44,412	599,412
	2023	565,000	34,700	599,700
	2024	575,000	23,400	598,400
	2025 and thereafter	595,000	11,900	606,900
	Total	<u>\$ 3,360,000</u>	<u>\$ 240,588</u>	<u>\$ 3,600,588</u>

CHARLOTTE VALLEY CENTRAL SCHOOL DISTRICT

NOTES TO FINANCIAL STATEMENTS (CONTINUED)

IX. Postemployment (Health Insurance) Benefits

A. General Information about the OPEB Plan

Plan Description- The District's defined benefit OPEB plan, provides OPEB for all permanent full-time general and public safety employees of the District. The plan is a single employer defined benefit OPEB plan administered by the District. Article 11 of the State Compiled Statutes grants the authority to establish and amend the benefit terms and financing requirements to the District Board. No assets are accumulated in a trust that meets the criteria in Paragraph 4 of Statement 75.

Benefits Provided- The District provides healthcare and life insurance benefits for retirees and their dependents. The benefit terms are dependent on which contract each employee falls under. The specifics of each contract are on file at the District offices and are available upon request.

Employees Covered by Benefit Terms- At June 30, 2019, the following employees were covered by the benefit terms:

Inactive employees or beneficiaries currently receiving benefit payments	37
Inactive employees entitled to but not yet receiving benefit payments	-
Active employees	<u>68</u>
Total membership	<u>105</u>

B. Total OPEB Liability

The District's total OPEB liability of \$16,341,521 was measured as of June 30, 2019 and was determined by an actuarial valuation as of that date.

Actuarial Assumptions and Other Inputs- The total OPEB liability in the June 30, 2019 actuarial valuation was determined using the following actuarial assumptions and other inputs, applied to all periods included in the measurement, unless otherwise specified.

CHARLOTTE VALLEY CENTRAL SCHOOL DISTRICT
 NOTES TO FINANCIAL STATEMENTS (CONTINUED)

IX. Postemployment (Health Insurance) Benefits (Continued)

B. Total OPEB Liability (Continued)

Inflation	3.0%
Salary Increases	vary by pension retirement system
Discount Rate	3.51%
Healthcare Cost Trend Rates	5.5% for 2019, decreasing to an ultimate rate of 3.84% by 2075

The discount rate was based on the Bond Buyer General Obligation 20-year Municipal Bond Index.

Mortality rates were based on the same assumptions used in the NYSTRS actuarial valuation report as of June 30, 2014 and NYSLRS assumptions effective on April 1, 2015.

The actuarial assumptions used in the June 30, 2019 valuation were based on the results of an actuarial experience study for the period April 1, 2010-March 31, 2015.

C. Changes in the Total OPEB Liability

Balance at June 30, 2018	<u>\$14,541,944</u>
<u>Changes for the Year</u>	
Service cost	585,998
Interest	578,926
Changes of benefit terms	-
Differences between expected and actual experience	-
Changes in assumptions or other inputs	975,128
Benefit payments	<u>(340,475)</u>
Net Changes	<u>1,799,577</u>
Balance at June 30, 2019	<u>\$16,341,521</u>

CHARLOTTE VALLEY CENTRAL SCHOOL DISTRICT
 NOTES TO FINANCIAL STATEMENTS (CONTINUED)

IX. Postemployment (Health Insurance) Benefits (Continued)

C. Changes in the Total OPEB Liability (Continued)

Changes of assumptions and other inputs reflect a change in the discount rate from 3.87% in 2018 to 3.51% in 2019.

Sensitivity of the Total OPEB Liability to Changes in the Discount Rate- The following presents the total OPEB liability of the District, as well as what the District's total OPEB liability would be if it were calculated using a discount rate that is 1 percentage point lower (2.51%) or 1 percentage point higher (4.51%) than the current discount rate:

	(2.51%) 1% Decrease	(3.51%) Current Discount Rate	(4.51%) 1% Increase
Total OPEB Liability	<u>\$19,644,163</u>	<u>\$16,341,521</u>	<u>\$13,777,249</u>

Sensitivity of the Total OPEB Liability to Changes in the Healthcare Cost Trend Rates- The following presents the total OPEB liability of the District, as well as what the District's total OPEB liability would be if it were calculated using healthcare cost trend rates that are 1 percentage point lower or 1 percentage point higher than the current healthcare cost trend rate:

	1% Decrease	Healthcare Cost Trend Rates	1% Increase
Total OPEB Liability	<u>\$ 13,345,509</u>	<u>\$ 16,341,521</u>	<u>\$ 20,341,374</u>

CHARLOTTE VALLEY CENTRAL SCHOOL DISTRICT

NOTES TO FINANCIAL STATEMENTS (CONTINUED)

IX. Postemployment (Health Insurance) Benefits (Continued)

D. OPEB Expense and Deferred Outflows of Resources and Deferred Inflows of Resources Related to OPEB

For the year ended June 30, 2019, the District recognized OPEB expense of \$1,084,552. At June 30, 2019, the District reported deferred outflows of resources and deferred inflows of resources related to OPEB from the following sources:

	Deferred Outflows of Resources	Deferred Inflows of Resources
Changes of assumptions or other inputs	<u>\$885,502</u>	<u>(\$585,089)</u>
Total	<u>\$885,502</u>	<u>(\$585,089)</u>

Amounts reported as deferred outflows of resources and deferred inflows of resources related to OPEB will be recognized in OPEB expense as follows:

<u>Fiscal Year Ending June 30,</u>	<u>Amount</u>
2020	\$23,737
2021	23,737
2022	23,737
2023	23,737
2024	23,737
Thereafter	181,728

CHARLOTTE VALLEY CENTRAL SCHOOL DISTRICT

NOTES TO FINANCIAL STATEMENTS (CONTINUED)

X. **Commitments and Contingencies**

A. **Risk Financing and Related Insurance**

1. **General Information**

The Charlotte Valley Central School District is exposed to various risks of loss related to torts; theft of, damage to, and destruction of assets; errors and omissions; and natural disasters. These risks are covered by commercial insurance purchased from independent third parties. Settled claims from these risks have not exceeded commercial insurance coverage for the past two years.

2. **Grants**

The School District has received grants, which are subject to audit by agencies of the State and Federal government. Such audits may result in disallowances and a request for a return of funds. Based on prior audits, the School District's administration believes disallowances, if any, will be immaterial.

3. **Litigation**

There are currently pending tax certiorari proceedings, the results of which could require the payments of future tax refunds by the School District if existing assessment rolls are modified based on the outcome of the litigation proceedings. However, the amount of these possible refunds cannot be determined at the present time. The School District has established a tax certiorari reserve to cover a portion of the potential refund exposure and the District has legal authority to borrow funds to repay school taxes when needed.

CHARLOTTE VALLEY CENTRAL SCHOOL DISTRICT
 NOTES TO FINANCIAL STATEMENTS (CONTINUED)

XI. Other Disclosures

A. Prior Period Adjustment

The reconciliation of restated amounts to the June 30, 2018 year end balance is:

Beginning Net Position	(\$1,042,104)
------------------------	---------------

The following adjustment is necessary to determine the revised beginning Net Position for the Statement of Activities:

Capital Assets	<u>17,829</u>
----------------	---------------

Beginning net position reported on Statement of Activities, for governmental activities, July 1, 2018.	<u>(\$1,024,275)</u>
--	----------------------

B. Summary of Reconciliation of Governmental Funds Balance Sheet to the Statement of Net Position

Total governmental fund balance	\$ 3,544,217
Capital assets (net)	13,098,638
Net pension asset	310,790
Deferred outflows of resources	2,722,869
Accrued interest payable	(3,066)
Bonds payable	(3,360,000)
Net pension liability- proportionate share	(142,691)
Deferred inflows of resources	(1,100,073)
Compensated absences	(194,094)
OPEB obligations	(16,341,521)
Total net position	<u><u>\$ (1,464,931)</u></u>

CHARLOTTE VALLEY CENTRAL SCHOOL DISTRICT
 NOTES TO FINANCIAL STATEMENTS (CONTINUED)

XI. Other Disclosures (Continued)

C. Reconciliation of the Statement of Revenues, Expenditures and Changes in Fund Balance to the Statement of Activities

Net changes in fund balance – total governmental funds	(\$ 437,067)
Capital outlays are expenditures in governmental funds, but are capitalized in the Statement of Net Position	972,457
Depreciation is not recorded as an expenditure in the governmental funds, but is recorded in the Statement of Activities	(513,070)
Repayments of Long-term Debt are recorded as expenditures in the governmental funds, but are recorded as payments of liabilities in the Statement of Net Position	505,000
Interest is recognized as an expense in governmental funds when paid. For governmental activities interest expense is recognized as it accrues. The decrease in accrued interest during 2018/19 results in less expense.	50
 (Increases) Decreases in proportionate share of net pension asset/liability reported in the Statement of Activities do not provide for or require the use of current financial resources and therefore, are not reported as revenues or expenditures in the governmental funds:	
Teachers' Retirement System	70,689
Employees' Retirement System	33,131
 Certain expenses in the Statement of Activities do not require the expenditure of current resources and are, therefore, not reported as expenditures in the governmental funds:	
OPEB obligations	(1,084,552)
Compensated absences	<u>12,706</u>
Change in Net Position – Governmental Activities	<u>(\$440,656)</u>

CHARLOTTE VALLEY CENTRAL SCHOOL DISTRICT

NOTES TO FINANCIAL STATEMENTS (CONTINUED)

XII. Stewardship, Compliance and Accountability

A. Budgetary Procedures and Budgetary Accounting

1. Budgets

The District administration prepares a proposed budget for approval by the Board of Education for the governmental funds for which legal (appropriated) budgets are adopted. The voters of the District approved the proposed appropriation budget for the General Fund.

Appropriations are adopted at the program line item level.

Appropriations established by adoption of the budget constitute a limitation on expenditures (and encumbrances), that may be incurred. Appropriations lapse at the fiscal year end unless expended or encumbered. Encumbrances will lapse if not expended in the subsequent year. Appropriations authorized for the current year are increased by the planned use of specific reserves, and budget amendments approved by the Board of Education as a result of selected new revenue sources not included in the original budget (When permitted by law). These supplemental appropriations may occur subject to legal restrictions, if the Board approves them because of a need that exists which was not determined at the time the budget was adopted.

The General Fund budget was increased to reflect the carryover encumbrances of \$51,416, the receipt of donations of \$6,563, sale of equipment of \$5,880 and the additional appropriation of fund balance of \$11,370.

Budgets are adopted annually on a basis consistent with GAAP. Appropriations authorized for the year are increased by the amount of encumbrances carried forward from the prior year.

Budgets are established and used for individual capital project funds expenditures as approved by a special referendum of the District's voters. The maximum project amount authorized is based primarily upon the cost of the project, plus any requirements for external borrowings, not annual appropriations. These budgets do not lapse and are carried over to subsequent fiscal years until the completion of the projects.

Special Aid Fund and School Lunch Fund have not been included because they do not have legally authorized budgets.

CHARLOTTE VALLEY CENTRAL SCHOOL DISTRICT

NOTES TO FINANCIAL STATEMENTS (CONTINUED)

XII. Stewardship, Compliance and Accountability (Continued)

A. Budgetary Procedures and Budgetary Accounting (Continued)

2. Encumbrance accounting is used for budget control and monitoring purposes and is reported as a part of the governmental funds. Under this method, purchase orders, contracts and other commitments for the expenditure of monies are recorded to reserve applicable appropriations. Outstanding encumbrances as of year-end are presented as reservations of fund balance and do not represent expenditures or liabilities. These commitments will be honored in the subsequent period. Related expenditures are recognized at that time as the liability is incurred or the commitment is paid.
3. Section 1318 of Real Property Tax Law establishes the maximum unassigned fund balance that can be retained by a school district. The current law limits this amount to 4% of the ensuing year's budget. The District's financial statements for the year ended June 30, 2019, indicate that the unassigned fund balance is in excess of the legal limit.
4. The Capital Fund had a deficit fund balance at June 30, 2019 in the amount of \$407,804. The deficit will be eliminated when the District obtains permanent financing for the Capital Project.

XIII. Subsequent Events

There were no significant subsequent events to report from the period of July 1, 2019 to September 18, 2019.

CHARLOTTE VALLEY CENTRAL SCHOOL DISTRICT
SCHEDULE OF REVENUES COMPARED TO BUDGET- GENERAL FUND
For Year Ended June 30, 2019

	Original Budget	Final Budget	Actual	Variance Favorable (Unfavorable)
REVENUES				
Local Sources				
Real property taxes	\$ 2,846,128	\$ 2,846,128	\$ 2,844,723	\$ (1,405)
Other tax items	388,462	388,462	389,854	1,392
Charges for services	150,000	150,000	273,263	123,263
Use of money and property	24,064	24,064	22,301	(1,763)
Sale of property and compensation for loss	-	5,880	11,233	5,353
Miscellaneous	91,000	97,563	255,100	157,537
Total Local Sources	<u>3,499,654</u>	<u>3,512,097</u>	<u>3,796,474</u>	<u>284,377</u>
State Sources	5,645,268	5,645,268	5,559,408	(85,860)
Federal Sources	20,000	20,000	43,080	23,080
Total Revenues	<u>9,164,922</u>	<u>9,177,365</u>	<u>9,398,962</u>	<u>221,597</u>
Other Financing Sources				
Operating transfers in	62,809	62,809	62,809	-
Total Revenues and Other Financing Sources	<u>9,227,731</u>	<u>9,240,174</u>	<u>9,461,771</u>	<u>\$221,596</u>
Appropriated Reserves	-	51,416		
Appropriated Fund Balance	298,180	309,550		
Total Revenues, Appropriated Reserves Appropriated and Fund Balance	<u>\$ 9,525,911</u>	<u>\$ 9,601,140</u>		

See paragraph on required supplementary information included in auditor's report.

CHARLOTTE VALLEY CENTRAL SCHOOL DISTRICT
SCHEDULE OF EXPENDITURES, OTHER USES AND ENCUMBRANCES COMPARED TO BUDGET-
GENERAL FUND
For Year Ended June 30, 2019

	Original Budget	Final Budget	Actual	Encumbrances	Variance Favorable (Unfavorable)
EXPENDITURES					
General Support					
Board of education	\$ 16,732	\$ 16,657	\$ 11,950	\$ -	\$ 4,707
Central administration	145,003	145,003	144,987	-	16
Finance	205,436	205,705	170,591	-	35,114
Staff	70,060	70,090	52,268	-	17,822
Central services	681,829	682,528	651,420	1,500	29,608
Special items	198,075	198,075	181,448	-	16,627
Total General Support	<u>1,317,135</u>	<u>1,318,058</u>	<u>1,212,664</u>	<u>1,500</u>	<u>103,894</u>
Instructional					
Instruction, administration and improvement	266,540	287,202	235,151	-	52,051
Teaching - regular school	2,235,738	2,160,775	2,123,813	6,770	30,192
Programs for children with handicapping conditions	1,276,228	1,259,158	1,255,044	3,730	384
Occupational education	273,559	269,675	268,843	-	832
Instructional media	325,855	455,998	434,382	4,758	16,858
Pupil services	339,164	373,436	358,213	4,372	10,851
Total Instructional	<u>4,717,084</u>	<u>4,806,244</u>	<u>4,675,446</u>	<u>19,630</u>	<u>111,168</u>
Pupil transportation	626,420	626,420	585,937	10,812	29,671
Employee benefits	2,127,068	2,114,036	1,956,483	-	157,553
Community service	22,979	21,157	6,040	-	15,117
Debt service					
Principal	505,000	505,000	505,000	-	-
Interest	90,225	90,225	90,225	-	-
Total Expenditures	<u>9,405,911</u>	<u>9,481,140</u>	<u>9,031,795</u>	<u>31,942</u>	<u>417,403</u>
OTHER FINANCING USES					
Operating transfers out	120,000	120,000	113,775	-	6,225
Total Expenditures and Other Uses	<u>\$ 9,525,911</u>	<u>\$ 9,601,140</u>	<u>9,145,570</u>	<u>\$ 31,942</u>	<u>\$ 423,628</u>
Net change in fund balance			316,201		
Fund balance- Beginning			<u>3,603,780</u>		
Fund balance- Ending			<u>\$ 3,919,981</u>		

See paragraph on required supplementary information included in auditor's report.

CHARLOTTE VALLEY CENTRAL SCHOOL DISTRICT
 SCHEDULE OF CHANGES IN THE TOTAL OPEB LIABILITY
 For Year Ended June 30, 2019

	2019
Total OPEB Liability	
Service Cost at end of year	\$ 585,998
Interest	578,926
Changes of benefit terms	-
Difference between expected and actual experience	-
Changes of assumptions or other inputs	975,128
Benefit payments	(340,475)
Net change in Total OPEB Liability	1,799,577
Total OPEB Liability- beginning	14,541,944
Total OPEB Liability- ending	\$ 16,341,521
Covered-employee payroll	\$ 3,140,080
Total OPEB Liability as a percentage of covered-employee payroll	520.40%

CHARLOTTE VALLEY CENTRAL SCHOOL DISTRICT
 SCHEDULE OF THE DISTRICT'S PROPORTIONATE SHARE OF THE NET PENSION ASSET/LIABILITY
 June 30, 2019

Teachers' Retirement System

	<u>2019</u>	<u>2018</u>	<u>2017</u>
District's proportion of the net pension asset/liability	.017187%	.017021%	.016358%
District's proportionate share of the net pension (asset)/liability	\$ (310,790)	\$ (129,377)	\$ 175,202
District's covered-employee payroll	\$ 2,906,525	\$ 2,799,603	\$ 2,822,929
District's proportionate share of the net pension asset/liability as a percentage of its covered-employee payroll	10.69%	4.62%	6.20%
Plan fiduciary net position as a percentage of the total pension liability	101.53%	100.66%	99.01%

Employees' Retirement System

	<u>2019</u>	<u>2018</u>	<u>2017</u>
District's proportion of the net pension liability	.0020139%	.0019415%	.0020837%
District's proportionate share of the net pension liability	\$ 142,691	\$ 62,661	\$ 195,789
District's covered-employee payroll	\$ 640,636	\$ 646,032	\$ 656,715
District's proportionate share of the net pension liability as a percentage of its covered-employee payroll	22.27%	9.70%	29.81%
Plan fiduciary net position as a percentage of the total pension liability	96.27%	98.24%	94.70%

CHARLOTTE VALLEY CENTRAL SCHOOL DISTRICT
 SCHEDULE OF DISTRICT CONTRIBUTIONS
 June 30, 2019

	<u>Teachers' Retirement System</u>		
	2019	2018	2017
Contractually required contribution	\$ 308,673	\$ 274,361	\$ 359,123
Contributions in relation to the contractually required contribution	308,673	274,361	359,123
Contribution deficiency (excess)	\$ -	\$ -	\$ -
District's covered-employee payroll	\$ 2,906,525	\$ 2,799,603	\$ 2,822,929
Contributions as a percentage of covered employee payroll	10.6%	9.8%	12.7%

	<u>Employees' Retirement System</u>		
	2019	2018	2017
Contractually required contribution	\$ 98,030	\$ 101,545	\$ 99,231
Contributions in relation to the contractually required contribution	98,030	101,545	99,231
Contribution deficiency (excess)	\$ -	\$ -	\$ -
District's covered-employee payroll	\$ 640,636	\$ 646,032	\$ 656,715
Contributions as a percentage of covered employee payroll	15.3%	15.7%	15.1%

See paragraph on required supplementary information included in auditor's report.

CHARLOTTE VALLEY CENTRAL SCHOOL DISTRICT
 SCHEDULE OF CHANGE FROM ORIGINAL BUDGET TO FINAL BUDGET AND
 REAL PROPERTY TAX LIMIT
 For Year Ended June 30, 2019

CHANGE FROM ORIGINAL BUDGET TO FINAL BUDGET

Original Budget		\$ 9,525,911
Additions:		
Prior year's encumbrances	\$ 51,416	
Budget revisions- Donations	6,563	
-sale of equipment	5,880	
Appropriated fund balance	11,370	75,229
Final Budget		<u>\$ 9,601,140</u>

SECTION 1318 OF REAL PROPERTY TAX LAW LIMIT CALCULATION

2019-20 Voter-approved Expenditure Budget		\$ 10,073,627
Maximum allowed (4% of 2019-2020 Budget)		<u>\$ 402,945</u>
General Fund Fund Balance Subject to Section 1318 of Real Property Tax Law*:		
Unrestricted fund balance:		
Assigned fund balance	\$ 182,983	
Unassigned fund balance	2,760,865	
Total unrestricted fund balance	<u>\$ 2,943,848</u>	
Less:		
Appropriated fund balance	151,041	
Encumbrances included in committed and assigned fund balance	31,942	
Total adjustments	<u>\$ 182,983</u>	
General Fund Fund Balance Subject to Section 1318 of Real Property Tax Law		<u>\$ 2,760,865</u>
Actual percentage		27.40%

* Per Office of the State Comptroller's "Fund Balance Reporting and Governmental Fund Type Definitions", Updated April 2011 (originally Issued November 2010), the portion of General Fund Fund Balance subject to Section 1318 of the Real Property Tax Law is: unrestricted fund balance (i.e., the total of the committed, assigned and unassigned classifications), minus appropriated fund balance, amounts reserved for insurance recovery, amounts reserved for tax reduction, and encumbrances included in committed and assigned fund balance.

See paragraph on required supplementary information included in auditor's report.

CHARLOTTE VALLEY CENTRAL SCHOOL DISTRICT
 SCHEDULE OF PROJECT EXPENDITURES- CAPITAL PROJECTS FUND
 For Year Ended June 30, 2019

PROJECT TITLE	Expenditures			Unexpended Balance	Methods of Financing			Fund Balance June 30, 2019		
	Original Budget	Revised Budget	Prior Years		Current Year	Total	State Sources		Proceeds of Obligations	Local Sources
Districtwide Renovations	\$ 7,450,000	\$ 7,450,000	\$ 999	\$ 428,192	\$ 429,191	\$ -	\$ -	\$ -	\$ -	\$ (429,191)
Parking Lot	100,000	350,000	-	328,613	328,613	50,000	-	300,000	350,000	21,387
	<u>\$ 7,550,000</u>	<u>\$ 7,800,000</u>	<u>\$ 999</u>	<u>\$ 756,805</u>	<u>\$ 757,804</u>	<u>\$ 50,000</u>	<u>\$ -</u>	<u>\$ 300,000</u>	<u>\$ 350,000</u>	<u>\$ (407,804)</u>

CHARLOTTE VALLEY CENTRAL SCHOOL DISTRICT
SCHEDULE OF INVESTMENT IN CAPITAL ASSETS, NET OF RELATED DEBT
FOR THE YEAR ENDED JUNE 30, 2019

Capital assets, net		<u>\$ 13,098,638</u>
Deduct:		
Short-term portion of bonds payable	\$ 525,000	
Long-term portion of bonds payable	2,835,000	
Debt service	<u>(978)</u>	<u>3,359,022</u>
Net investment in capital assets		<u><u>\$ 9,739,616</u></u>

See paragraph on required supplementary information included in auditor's report.

RAYMOND G. PREUSSER, CPA, P.C.

Certified Public Accountants
P.O. Box 538
Claverack, New York 12513

Telephone: (518) 851-6650
Fax: (518) 851-6675
www.rgpreusser-cpa.com

INDEPENDENT AUDITOR'S REPORT ON INTERNAL CONTROL OVER FINANCIAL REPORTING
AND ON COMPLIANCE AND OTHER MATTERS BASED ON AN AUDIT OF FINANCIAL
STATEMENTS PERFORMED IN ACCORDANCE WITH *GOVERNMENT AUDITING STANDARDS*

To the Board of Education of the
Charlotte Valley Central School District:

We have audited, in accordance with auditing standards generally accepted in the United States of America and the standards applicable to financial audits contained in *Government Auditing Standards*, issued by the Comptroller General of the United States, the financial statements of the governmental activities, each major fund and the fiduciary funds of the Charlotte Valley Central School District as of and for the year ended June 30, 2019, and the related notes to the financial statements which collectively comprise the District's basic financial statements and have issued our report thereon dated September 18, 2019.

Internal Control Over Financial Reporting

In planning and performing our audit of the financial statements, we considered Charlotte Valley Central School District's internal control over financial reporting (internal control) to determine the audit procedures that are appropriate in the circumstances for the purpose of expressing our opinions on the financial statements, but not for the purpose of expressing an opinion on the effectiveness of Charlotte Valley Central School District's internal control. Accordingly, we do not express an opinion on the effectiveness of Charlotte Valley Central School District's internal control.

A *deficiency in internal control* exists when the design or operation of a control does not allow management or employees, in the normal course of performing their assigned functions, to prevent, or detect and correct, misstatements on a timely basis. A *material weakness* is a deficiency, or a combination of deficiencies, in internal control, such that there is a reasonable possibility that a material misstatement of the entity's financial statements will not be prevented or detected and corrected on a timely basis. A *significant deficiency* is a deficiency, or a combination of deficiencies, in internal control that is less severe than a material weakness, yet important enough to merit attention by those charged with governance.

Our consideration of internal control was for the limited purpose described in the first paragraph of this section and was not designed to identify all deficiencies in internal control that might be material weaknesses or, significant deficiencies. Given these limitations, during our audit we did not identify any deficiencies in internal control that we consider to be material weaknesses. However, material weaknesses may exist that have not been identified.

Compliance and Other Matters

As part of obtaining reasonable assurance about whether the Charlotte Valley Central School District's financial statements are free of material misstatement, we performed tests of its compliance with certain provisions of laws, regulations, contracts and grant agreements, noncompliance with which could have a direct and material effect on the determination of financial statement amounts. However, providing an opinion on compliance with those provisions was not an objective of our audit and, accordingly, we do not express such an opinion. The results of our tests disclosed no instances of noncompliance or other matters that are required to be reported under *Government Auditing Standards*. We have noted certain other matters that we have reported to the Board of Education, Audit Committee and Management in our accompanying management letter.

Purpose of This Report

The purpose of this report is solely to describe the scope of our testing of internal control and compliance and the results of that testing, and not to provide an opinion on the effectiveness of the entity's internal control or on compliance. This report is an integral part of an audit performed in accordance with *Government Auditing Standards*, in considering the entity's internal control and compliance. Accordingly, this communication is not suitable for any other purpose.

Handwritten signature of Raymond A. Shusser CPA in cursive script.

Claverack, New York
September 18, 2019

RAYMOND G. PREUSSER, CPA, P.C.

Certified Public Accountants

P.O. Box 538

Claverack, New York 12513

Telephone: (518) 851-6650

Fax: (518) 851-6675

To the Board of Education of the
Charlotte Valley Central School District:

In planning and performing our audit of the financial statements of the governmental activities, each major fund, and the fiduciary funds of the Charlotte Valley Central School District as of and for the year ended June 30, 2019, in accordance with auditing standards generally accepted in the United States of America, we considered the Charlotte Valley Central School District's internal control over financial reporting (internal control) as a basis for designing our auditing procedures for the purpose of expressing our opinion on the financial statements, but not for the purpose of expressing an opinion on the effectiveness of the Charlotte Valley Central School District's internal control. Accordingly, we do not express an opinion on the effectiveness of the Charlotte Valley Central School District's internal control.

A deficiency in internal control exists when the design or operation of a control does not allow management or employees, in the normal course of performing their assigned functions, to prevent, or detect and correct misstatements on a timely basis. A material weakness is a deficiency, or combination of deficiencies in internal control, such that there is a reasonable possibility that a material misstatement of the entity's financial statements will not be prevented, or detected and corrected on a timely basis.

Our consideration of internal control was for the limited purpose described in the first paragraph and was not designed to identify all deficiencies in internal control that might be significant deficiencies or material weaknesses, and, therefore, there can be no assurance that all such deficiencies have been identified. We did not identify any deficiencies in internal control that we consider to be material weaknesses.

During our audit, we noted certain matters involving the internal control and other operational matters that are presented for your consideration. This letter does not affect our report dated September 18, 2019 on the financial statements of the Charlotte Valley Central School District. We will review the status of these comments during our next audit engagement. Our comments and recommendations, all of which have been discussed with appropriate members of management, are intended to improve the internal control or result in other operating efficiencies.

We will be pleased to discuss these comments in further detail at your convenience, perform any additional study of these matters, or assist you in implementing the recommendations. Our comments are summarized as follows:

Other Matters:

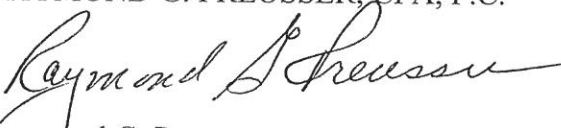
Fund Balance

Section 1318 of Real Property Tax Law establishes the maximum unassigned fund balance that can be retained by a school district. The current law limits this amount to 4% of the ensuing year's budget. The District's financial statements for the year ended June 30, 2019 indicate that the unassigned fund balance is in excess of the legal limit by \$2,357,920.

This communication is intended solely for the information and use of the Board of Education, management, the audit committee, the New York State Education Department and federal awarding agencies and pass-through entities and is not intended to be and should not be used by anyone other than these specified parties.

We would like to acknowledge the Business Office personnel for their courtesies received during the course of our audit.

Very truly yours,
RAYMOND G. PREUSSER, CPA, P.C.



Raymond G. Preusser